

## KELLER INDEPENDENT SCHOOL DISTRICT

*The community of Keller ISD will educate our students to achieve their highest standards of performance by engaging them in exceptional opportunities.*

---

### **PROPERTY TAX COLLECTIONS FOR THE MONTH OF SEPTEMBER 2017**

The Tax Levy Ordinance for the 2016-17 fiscal year (2016 tax year) was passed by the KISD Board of Trustees on August 25, 2016.

Collections for the 2016 tax year and for the 2016-17 fiscal year began October 1, 2016. Collections for the 2017 tax year and for the 2017-18 fiscal year will begin October 1, 2017.

As of September 30, 2017, the current year (2016) adjusted tax levy is \$228,601,703.

Through September 30, 2017, 99.54% or \$227,562,456 of the 2016 adjusted levy has been collected (October 2016-September 2017).

The balance to be collected of the 2016 adjusted levy is \$1,039,247.

Delinquent taxes to be collected from prior year levies total \$2,188,522.


Respectfully submitted,

Kristin Williams, CPA  
Director of Finance

KELLER INDEPENDENT SCHOOL DISTRICT  
PROPERTY TAX COLLECTIONS  
THROUGH SEPTEMBER 30, 2017

Last 10 Years	Tax Rates		Assessed/Appraised Value for School Tax Purposes	Delinquent Tax Beginning Balance 9/1/2017	Current Year's Total Levy	Maintenance Collections	Debt Service Collections	Entire Year's Adjustments	Ending Balance 9/30/2017
	Maintenance	Debt Service							
2007 and prior years	Various	Various	Various	586,509.13		0.01	0.00		586,509.12
2008	1.0400	0.3769	\$ 10,212,543,961	151,056.76		0.00	0.00		151,056.76
2009	1.0400	0.4463	\$ 10,518,985,594	157,709.39		0.00	0.00		157,709.39
2010	1.0400	0.4906	\$ 10,838,009,000	158,710.12		0.00	0.00	961.07	159,671.19
2011	1.0400	0.5000	\$ 11,200,638,123	157,451.74		(194.32)	(93.42)	(308.00)	157,431.48
2012	1.0400	0.5000	\$ 11,303,854,760	182,047.83		118.73	57.08	(308.00)	181,564.02
2013	1.0400	0.5000	\$ 11,925,386,754	192,283.79		432.38	207.90	(463.03)	191,180.48
2014	1.0400	0.5000	\$ 12,950,447,900	181,505.02		1,252.80	602.35	(903.47)	178,746.40
2015	1.0400	0.5000	\$ 12,902,894,457	468,641.99		34,349.55	16,514.18	6,875.27	424,653.53
2016	1.0400	0.4800	\$ 14,963,935,148	1,218,499.41		89,421.23	41,271.34	(48,559.30)	1,039,247.54
				<u>\$ 3,454,415.18</u>	See Note	<u>\$ 125,380.38</u>	<u>\$ 58,559.43</u>	<u>\$ (42,705.46)</u>	<u>\$ 3,227,769.91</u>

Note: Collection of 2017 Tax Levy begins October 1, 2017.



## KELLER INDEPENDENT SCHOOL DISTRICT

*The community of Keller ISD will educate our students to achieve their highest standards of performance by engaging them in exceptional opportunities.*

---

### **PROPERTY TAX COLLECTIONS FOR THE MONTH OF OCTOBER 2017**

The Tax Levy Ordinance for the 2017-18 fiscal year (2017 tax year) was passed by the KISD Board of Trustees on August 29, 2017.

Collections for the 2017 tax year and for the 2017-18 fiscal year began October 1, 2017.

As of October 31, 2017, the current year (2017) adjusted tax levy is \$249,225,285.

Through October 31, 2017, 1.53% or \$3,819,978 of the 2017 adjusted levy has been collected (October 2017).

The balance to be collected of the 2017 adjusted levy is \$245,405,307.

Delinquent taxes to be collected from prior year levies total \$3,083,857.


Respectfully submitted,

DeArcy Robinson  
Coordinator of Treasury Services

KELLER INDEPENDENT SCHOOL DISTRICT  
PROPERTY TAX COLLECTIONS  
THROUGH OCTOBER 31, 2017

Last 10 Years	Tax Rates		Assessed/Appraised Value for School Tax Purposes	Delinquent Tax Beginning Balance 9/1/2017	Current Year's Total Levy	Maintenance Collections	Debt Service Collections	Entire Year's Adjustments	Ending Balance 10/31/2017
	Maintenance	Debt Service							
2007 and prior years	Various	Various	Various	586,509.13		285.46	74.34		586,149.33
2008	1.0400	0.3769	\$ 10,212,543,961	151,056.76		126.06	45.60		150,885.10
2009	1.0400	0.4463	\$ 10,518,985,594	157,709.39		126.08	54.00		157,529.31
2010	1.0400	0.4906	\$ 10,838,009,000	158,710.12		126.08	59.60	961.07	159,485.51
2011	1.0400	0.5000	\$ 11,200,638,123	157,451.74		(69.08)	(33.08)	(308.00)	157,245.90
2012	1.0400	0.5000	\$ 11,303,854,760	182,047.83		813.60	391.29	9,768.91	190,611.85
2013	1.0400	0.5000	\$ 11,925,386,754	192,283.79		1,539.19	740.16	9,525.54	199,529.98
2014	1.0400	0.5000	\$ 12,950,447,900	181,505.02		2,418.37	1,162.88	8,867.96	186,791.73
2015	1.0400	0.5000	\$ 12,902,894,457	468,641.99		105,913.18	50,920.05	23,079.16	334,887.92
2016	1.0400	0.4800	\$ 14,963,935,148	1,218,499.41		97,909.96	45,189.27	(114,659.66)	960,740.52
2017	1.0400	0.4800	\$ 16,498,543,735	-	244,073,351.47	2,613,669.17	1,206,309.23	5,151,933.90	245,405,306.97
				<u>\$ 3,454,415.18</u>	<u>\$ 244,073,351.47</u>	<u>\$ 2,822,858.07</u>	<u>\$ 1,304,913.34</u>	<u>\$ 5,089,168.88</u>	<u>\$ 248,489,164.12</u>

Note: Total collections from September 1, 2016 through current month compared to current year levy net total adjustments equals a collection rate of: 1.53%



## KELLER INDEPENDENT SCHOOL DISTRICT

*The community of Keller ISD will educate our students to achieve their highest standards of performance by engaging them in exceptional opportunities.*

---

### **PROPERTY TAX COLLECTIONS FOR THE MONTH OF NOVEMBER 2017**

The Tax Levy Ordinance for the 2017-18 fiscal year (2017 tax year) was passed by the KISD Board of Trustees on August 29, 2017.

Collections for the 2017 tax year and for the 2017-18 fiscal year began October 1, 2017.

As of November 30, 2017, the current year (2017) adjusted tax levy is \$249,225,285.

Through November 30, 2017, 7.75% or \$19,316,788 of the 2017 adjusted levy has been collected (October – November 2017).

The balance to be collected of the 2017 adjusted levy is \$229,908,497.

Delinquent taxes to be collected from prior year levies total \$3,044,692.


Respectfully submitted,

DeArcy Robinson  
Coordinator of Treasury Services

KELLER INDEPENDENT SCHOOL DISTRICT  
PROPERTY TAX COLLECTIONS  
THROUGH NOVEMBER 30, 2017

Last 10 Years	Tax Rates		Assessed/Appraised Value for School Tax Purposes	Delinquent Tax Beginning Balance 9/1/2017	Current Year's Total Levy	Maintenance Collections	Debt Service Collections	Entire Year's Adjustments	Ending Balance 11/30/2017
	Maintenance	Debt Service							
2007 and prior years	Various	Various	Various	586,509.13		285.46	74.34		586,149.33
2008	1.0400	0.3769	\$ 10,212,543,961	151,056.76		126.06	45.60		150,885.10
2009	1.0400	0.4463	\$ 10,518,985,594	157,709.39		126.08	54.00		157,529.31
2010	1.0400	0.4906	\$ 10,838,009,000	158,710.12		126.08	59.60	961.07	159,485.51
2011	1.0400	0.5000	\$ 11,200,638,123	157,451.74		(68.85)	(32.97)	(308.00)	157,245.56
2012	1.0400	0.5000	\$ 11,303,854,760	182,047.83		904.95	435.21	9,768.91	190,476.58
2013	1.0400	0.5000	\$ 11,925,386,754	192,283.79		3,042.60	1,462.96	9,525.54	197,303.77
2014	1.0400	0.5000	\$ 12,950,447,900	181,505.02		4,239.31	2,038.35	8,867.96	184,095.32
2015	1.0400	0.5000	\$ 12,902,894,457	468,641.99		112,436.87	54,056.42	23,079.16	325,227.86
2016	1.0400	0.4800	\$ 14,963,935,148	1,218,499.41		114,636.59	52,909.36	(114,659.66)	936,293.80
2017	1.0400	0.4800	\$ 16,498,543,735	-	244,073,351.47	13,216,749.16	6,100,039.32	5,151,933.90	229,908,496.89
				<u>\$ 3,454,415.18</u>	<u>\$ 244,073,351.47</u>	<u>\$ 13,452,604.31</u>	<u>\$ 6,211,142.19</u>	<u>\$ 5,089,168.88</u>	<u>\$ 232,953,189.03</u>

Note: Total collections from September 1, 2016 through current month compared to current year levy net total adjustments equals a collection rate of: 7.75%



## KELLER INDEPENDENT SCHOOL DISTRICT

*The community of Keller ISD will educate our students to achieve their highest standards of performance by engaging them in exceptional opportunities.*

---

### **PROPERTY TAX COLLECTIONS FOR THE MONTH OF DECEMBER 2017**

The Tax Levy Ordinance for the 2017-18 fiscal year (2017 tax year) was passed by the KISD Board of Trustees on August 29, 2017.

Collections for the 2017 tax year and for the 2017-18 fiscal year began October 1, 2017.

As of December 31, 2017, the current year (2017) adjusted tax levy is \$254,729,738.

Through December 31, 2017, 63.51% or \$161,796,545 of the 2017 adjusted levy has been collected (October – December 2017).

The balance to be collected of the 2017 adjusted levy is \$92,933,193.

Delinquent taxes to be collected from prior year levies total \$2,806,749.

Respectfully submitted,


DeArcy Robinson  
Coordinator of Treasury Services

KELLER INDEPENDENT SCHOOL DISTRICT  
PROPERTY TAX COLLECTIONS  
THROUGH DECEMBER 31, 2017

Last 10 Years	Tax Rates		Assessed/Appraised Value for School Tax Purposes	Delinquent Tax Beginning Balance 9/1/2017	Current Year's Total Levy	Maintenance Collections	Debt Service Collections	Entire Year's Adjustments	Ending Balance 12/31/2017
	Maintenance	Debt Service							
2007 and prior years	Various	Various	Various	586,509.13		2,570.35	771.67		583,167.11
2008	1.0400	0.3769	\$ 10,212,543,961	151,056.76		2,410.94	873.65		147,772.17
2009	1.0400	0.4463	\$ 10,518,985,594	157,709.39		2,410.96	1,034.52		154,263.91
2010	1.0400	0.4906	\$ 10,838,009,000	158,710.12		2,512.49	1,185.34	961.07	155,973.36
2011	1.0400	0.5000	\$ 11,200,638,123	157,451.74		2,081.84	1,001.02	(308.00)	154,060.88
2012	1.0400	0.5000	\$ 11,303,854,760	182,047.83		10,510.55	5,053.28	9,741.74	176,225.74
2013	1.0400	0.5000	\$ 11,925,386,754	192,283.79		12,439.79	5,980.86	9,463.72	183,326.86
2014	1.0400	0.5000	\$ 12,950,447,900	181,505.02		14,487.77	6,965.49	9,004.81	169,056.57
2015	1.0400	0.5000	\$ 12,902,894,457	468,641.99		125,995.29	60,574.94	20,022.49	302,094.25
2016	1.0400	0.4800	\$ 14,963,935,148	1,218,499.41		285,370.56	131,709.64	(20,610.57)	780,808.64
2017	1.0400	0.4800	\$ 16,498,543,735	-	244,073,351.47	110,702,898.74	51,093,646.70	10,656,387.00	92,933,193.03
				<u>\$ 3,454,415.18</u>	<u>\$ 244,073,351.47</u>	<u>\$ 111,163,689.28</u>	<u>\$ 51,308,797.11</u>	<u>\$ 10,684,662.26</u>	<u>\$ 95,739,942.52</u>

Note: Total collections from September 1, 2017 through current month compared to current year levy net total adjustments equals a collection rate of: 63.52%





## KELLER INDEPENDENT SCHOOL DISTRICT

*The community of Keller ISD will educate our students to achieve their highest standards of performance by engaging them in exceptional opportunities.*

---

### **PROPERTY TAX COLLECTIONS FOR THE MONTH OF JANUARY 2018**

The Tax Levy Ordinance for the 2017-18 fiscal year (2017 tax year) was passed by the KISD Board of Trustees on August 29, 2017.

Collections for the 2017 tax year and for the 2017-18 fiscal year began October 1, 2017.

As of January 31, 2018, the current year (2017) adjusted tax levy is \$254,766,165.

Through January 31, 2018, 88.69% or \$225,975,690 of the 2017 adjusted levy has been collected (October – January 2018).

The balance to be collected of the 2017 adjusted levy is \$28,790,475.

Delinquent taxes to be collected from prior year levies total \$2,368,347.


Respectfully submitted,

DeArcy Robinson  
Coordinator of Treasury Services

KELLER INDEPENDENT SCHOOL DISTRICT  
PROPERTY TAX COLLECTIONS  
THROUGH JANUARY 31, 2018

Last 10 Years	Tax Rates		Assessed/Appraised Value for School Tax Purposes	Delinquent Tax Beginning Balance 9/1/2017	Current Year's Total Levy	Maintenance Collections	Debt Service Collections	Entire Year's Adjustments	Ending Balance 1/31/2018
	Maintenance	Debt Service							
2007 and prior years	Various	Various	Various	586,509.13		2,570.35	771.67		583,167.11
2008	1.0400	0.3769	\$ 10,212,543,961	151,056.76		2,410.94	873.65		147,772.17
2009	1.0400	0.4463	\$ 10,518,985,594	157,709.39		2,411.14	1,034.60		154,263.65
2010	1.0400	0.4906	\$ 10,838,009,000	158,710.12		2,512.50	1,185.35	961.07	155,973.34
2011	1.0400	0.5000	\$ 11,200,638,123	157,451.74		4,955.72	2,382.74	(308.00)	149,805.28
2012	1.0400	0.5000	\$ 11,303,854,760	182,047.83		31,318.47	15,057.18	9,748.49	145,420.67
2013	1.0400	0.5000	\$ 11,925,386,754	192,283.79		33,234.97	15,978.65	9,446.63	152,516.80
2014	1.0400	0.5000	\$ 12,950,447,900	181,505.02		34,808.58	16,735.18	9,740.23	139,701.49
2015	1.0400	0.5000	\$ 12,902,894,457	468,641.99		175,337.05	84,296.95	24,791.53	233,799.52
2016	1.0400	0.4800	\$ 14,963,935,148	1,218,499.41		426,423.99	196,811.24	(89,337.69)	505,926.49
2017	1.0400	0.4800	\$ 16,498,543,735	-	244,073,351.47	154,614,944.44	71,360,745.07	10,692,813.52	28,790,475.48
				<u>\$ 3,454,415.18</u>	<u>\$ 244,073,351.47</u>	<u>\$ 155,330,928.15</u>	<u>\$ 71,695,872.28</u>	<u>\$ 10,657,855.78</u>	<u>\$ 31,158,822.00</u>

Note: Total collections from September 1, 2017 through current month compared to current year levy net total adjustments equals a collection rate of: 88.70%



## KELLER INDEPENDENT SCHOOL DISTRICT

*The community of Keller ISD will educate our students to achieve their highest standards of performance by engaging them in exceptional opportunities.*

---

### **PROPERTY TAX COLLECTIONS FOR THE MONTH OF FEBRUARY 2018**

The Tax Levy Ordinance for the 2017-18 fiscal year (2017 tax year) was passed by the KISD Board of Trustees on August 29, 2017.

Collections for the 2017 tax year and for the 2017-18 fiscal year began October 1, 2017.

As of February 28, 2018, the current year (2017) adjusted tax levy is \$254,461,737.

Through February 28, 2018, 95.80% or \$243,787,203 of the 2017 adjusted levy has been collected (October – February 2018).

The balance to be collected of the 2017 adjusted levy is \$10,674,534.

Delinquent taxes to be collected from prior year levies total \$2,252,411.


Respectfully submitted,

DeArcy Robinson  
Coordinator of Treasury Services

KELLER INDEPENDENT SCHOOL DISTRICT  
PROPERTY TAX COLLECTIONS  
THROUGH FEBRUARY 28, 2018

Last 10 Years	Tax Rates		Assessed/Appraised Value for School Tax Purposes	Delinquent Tax Beginning Balance 9/1/2017	Current Year's Total Levy	Maintenance Collections	Debt Service Collections	Entire Year's Adjustments	Ending Balance 2/28/2018
	Maintenance	Debt Service							
2007 and prior years	Various	Various	Various	586,509.13		2,570.63	771.71		583,166.79
2008	1.0400	0.3769	\$ 10,212,543,961	151,056.76		3,492.86	1,265.75		146,298.15
2009	1.0400	0.4463	\$ 10,518,985,594	157,709.39		3,695.47	1,585.76		152,428.16
2010	1.0400	0.4906	\$ 10,838,009,000	158,710.12		3,522.14	1,661.63	961.07	154,487.42
2011	1.0400	0.5000	\$ 11,200,638,123	157,451.74		5,905.51	2,839.36	(308.00)	148,398.87
2012	1.0400	0.5000	\$ 11,303,854,760	182,047.83		32,875.38	15,805.69	9,748.49	143,115.25
2013	1.0400	0.5000	\$ 11,925,386,754	192,283.79		35,594.40	17,113.00	9,446.63	149,023.02
2014	1.0400	0.5000	\$ 12,950,447,900	181,505.02		37,780.92	18,164.19	11,203.69	136,763.60
2015	1.0400	0.5000	\$ 12,902,894,457	468,641.99		188,596.13	90,671.53	25,112.02	214,486.35
2016	1.0400	0.4800	\$ 14,963,935,148	1,218,499.41		461,695.83	213,090.62	(119,469.64)	424,243.32
2017	1.0400	0.4800	\$ 16,498,543,735	-	244,073,351.47	166,801,769.29	76,985,433.44	10,388,385.45	10,674,534.19
				<u>\$ 3,454,415.18</u>	<u>\$ 244,073,351.47</u>	<u>\$ 167,577,498.56</u>	<u>\$ 77,348,402.68</u>	<u>\$ 10,325,079.71</u>	<u>\$ 12,926,945.12</u>

Note: Total collections from September 1, 2017 through current month compared to current year levy net total adjustments equals a collection rate of: 95.81%



## KELLER INDEPENDENT SCHOOL DISTRICT

*The community of Keller ISD will educate our students to achieve their highest standards of performance by engaging them in exceptional opportunities.*

---

### **PROPERTY TAX COLLECTIONS FOR THE MONTH OF MARCH 2018**

The Tax Levy Ordinance for the 2017-18 fiscal year (2017 tax year) was passed by the KISD Board of Trustees on August 29, 2017.

Collections for the 2017 tax year and for the 2017-18 fiscal year began October 1, 2017.

As of March 31, 2018, the current year (2017) adjusted tax levy is \$253,787,855.

Through March 31, 2018, 96.56% or \$245,070,041 of the 2017 adjusted levy has been collected (October – March 31 2018).

The balance to be collected of the 2017 adjusted levy is \$8,717,814.

Delinquent taxes to be collected from prior year levies total \$2,267,998.


Respectfully submitted,

DeArcy Robinson  
Coordinator of Treasury Services

KELLER INDEPENDENT SCHOOL DISTRICT  
PROPERTY TAX COLLECTIONS  
THROUGH MARCH 31, 2018

Last 10 Years	Tax Rates		Assessed/Appraised Value for School Tax Purposes	Delinquent Tax Beginning Balance 9/1/2017	Current Year's Total Levy	Maintenance Collections	Debt Service Collections	Entire Year's Adjustments	Ending Balance 3/31/2018
	Maintenance	Debt Service							
2007 and prior years	Various	Various	Various	586,509.13		2,573.38	772.23		583,163.52
2008	1.0400	0.3769	\$ 10,212,543,961	151,056.76		3,492.86	1,265.75		146,298.15
2009	1.0400	0.4463	\$ 10,518,985,594	157,709.39		3,695.57	1,585.81		152,428.01
2010	1.0400	0.4906	\$ 10,838,009,000	158,710.12		3,530.65	1,665.64	961.07	154,474.90
2011	1.0400	0.5000	\$ 11,200,638,123	157,451.74		5,950.20	2,860.84	(308.00)	148,332.70
2012	1.0400	0.5000	\$ 11,303,854,760	182,047.83		33,084.70	15,906.33	14,249.05	147,305.85
2013	1.0400	0.5000	\$ 11,925,386,754	192,283.79		36,148.23	17,379.26	16,667.39	155,423.69
2014	1.0400	0.5000	\$ 12,950,447,900	181,505.02		38,936.30	18,719.65	17,958.53	141,807.60
2015	1.0400	0.5000	\$ 12,902,894,457	468,641.99		194,326.47	93,426.48	31,653.06	212,542.10
2016	1.0400	0.4800	\$ 14,963,935,148	1,218,499.41		471,929.23	217,813.64	(102,534.96)	426,221.58
2017	1.0400	0.4800	\$ 16,498,543,735	-	244,073,351.47	167,679,500.58	77,390,540.27	9,714,503.22	8,717,813.84
				<u>\$ 3,454,415.18</u>	<u>\$ 244,073,351.47</u>	<u>\$ 168,473,168.17</u>	<u>\$ 77,761,935.90</u>	<u>\$ 9,693,149.36</u>	<u>\$ 10,985,811.94</u>

Note: Total collections from September 1, 2017 through current month compared to current year levy net total adjustments equals a collection rate of: 96.56%



## KELLER INDEPENDENT SCHOOL DISTRICT

*The community of Keller ISD will educate our students to achieve their highest standards of performance by engaging them in exceptional opportunities.*

---

### **PROPERTY TAX COLLECTIONS FOR THE MONTH OF APRIL 2018**

The Tax Levy Ordinance for the 2017-18 fiscal year (2017 tax year) was passed by the KISD Board of Trustees on August 29, 2017.

Collections for the 2017 tax year and for the 2017-18 fiscal year began October 1, 2017.

As of April 30, 2018, the current year (2017) adjusted tax levy is \$253,387,227.

Through April 30, 2018, 97.05% or \$245,914,302 of the 2017 adjusted levy has been collected (October – April 30, 2018).

The balance to be collected of the 2017 adjusted levy is \$7,472,925.

Delinquent taxes to be collected from prior year levies total \$2,221,459.

Respectfully submitted,


Anita Crabill  
Coordinator of Treasury Services

KELLER INDEPENDENT SCHOOL DISTRICT  
PROPERTY TAX COLLECTIONS  
THROUGH APRIL 30, 2018

Last 10 Years	Tax Rates		Assessed/Appraised Value for School Tax Purposes	Delinquent Tax Beginning Balance 9/1/2017	Current Year's Total Levy	Maintenance Collections	Debt Service Collections	Entire Year's Adjustments	Ending Balance 4/30/2018
	Maintenance	Debt Service							
2007 and prior years	Various	Various	Various	586,509.13		3,800.99	1,027.86	(524.72)	581,155.56
2008	1.0400	0.3769	\$ 10,212,543,961	151,056.76		3,631.39	1,315.95	(10.63)	146,098.79
2009	1.0400	0.4463	\$ 10,518,985,594	157,709.39		3,834.10	1,645.26	(11.15)	152,218.88
2010	1.0400	0.4906	\$ 10,838,009,000	158,710.12		3,669.18	1,730.99	949.59	154,259.54
2011	1.0400	0.5000	\$ 11,200,638,123	157,451.74		6,088.73	2,927.44	(319.55)	148,116.02
2012	1.0400	0.5000	\$ 11,303,854,760	182,047.83		36,318.71	17,461.15	14,237.50	142,505.47
2013	1.0400	0.5000	\$ 11,925,386,754	192,283.79		40,019.12	19,240.26	19,743.01	152,767.42
2014	1.0400	0.5000	\$ 12,950,447,900	181,505.02		42,520.25	20,442.69	21,627.17	140,169.25
2015	1.0400	0.5000	\$ 12,902,894,457	468,641.99		199,330.06	95,832.06	37,452.06	210,931.93
2016	1.0400	0.4800	\$ 14,963,935,148	1,218,499.41		486,538.65	224,556.44	(114,168.24)	393,236.08
2017	1.0400	0.4800	\$ 16,498,543,735	-	244,073,351.47	168,257,153.22	77,657,148.59	9,313,875.82	7,472,925.48
				<u>\$ 3,454,415.18</u>	<u>\$ 244,073,351.47</u>	<u>\$ 169,082,904.40</u>	<u>\$ 78,043,328.69</u>	<u>\$ 9,292,850.86</u>	<u>\$ 9,694,384.42</u>

Note: Total collections from September 1, 2017 through current month compared to current year levy net total adjustments equals a collection rate of: 97.05%





## KELLER INDEPENDENT SCHOOL DISTRICT

*The community of Keller ISD will educate our students to achieve their highest standards of performance by engaging them in exceptional opportunities.*

---

### **PROPERTY TAX COLLECTIONS FOR THE MONTH OF MAY 2018**

The Tax Levy Ordinance for the 2017-18 fiscal year (2017 tax year) was passed by the KISD Board of Trustees on August 29, 2017.

Collections for the 2017 tax year and for the 2017-18 fiscal year began October 1, 2017.

As of May 31, 2018, the current year (2017) adjusted tax levy is \$253,393,965.

Through May 31, 2018, 97.37% or \$246,746,794 of the 2017 adjusted levy has been collected (October – May 31, 2018).

The balance to be collected of the 2017 adjusted levy is \$6,647,171.

Delinquent taxes to be collected from prior year levies total \$2,250,732.


Respectfully submitted,

Anita Crabill  
Coordinator of Treasury Services

KELLER INDEPENDENT SCHOOL DISTRICT  
PROPERTY TAX COLLECTIONS  
THROUGH MAY 31, 2018

Last 10 Years	Tax Rates		Assessed/Appraised Value for School Tax Purposes	Delinquent Tax Beginning Balance 9/1/2017	Current Year's Total Levy	Maintenance Collections	Debt Service Collections	Entire Year's Adjustments	Ending Balance 5/31/2018
	Maintenance	Debt Service							
2007 and prior years	Various	Various	Various	586,509.13		3,801.04	1,027.86	(524.72)	581,155.51
2008	1.0400	0.3769	\$ 10,212,543,961	151,056.76		3,631.40	1,315.95	(10.63)	146,098.78
2009	1.0400	0.4463	\$ 10,518,985,594	157,709.39		3,834.11	1,645.26	(11.15)	152,218.87
2010	1.0400	0.4906	\$ 10,838,009,000	158,710.12		3,669.19	1,731.00	949.59	154,259.52
2011	1.0400	0.5000	\$ 11,200,638,123	157,451.74		6,088.74	2,927.45	(319.55)	148,116.00
2012	1.0400	0.5000	\$ 11,303,854,760	182,047.83		36,504.70	17,550.57	14,237.50	142,230.06
2013	1.0400	0.5000	\$ 11,925,386,754	192,283.79		41,027.83	19,725.22	38,533.61	170,064.35
2014	1.0400	0.5000	\$ 12,950,447,900	181,505.02		44,464.88	21,377.62	38,066.25	153,728.77
2015	1.0400	0.5000	\$ 12,902,894,457	468,641.99		205,303.65	98,704.00	53,890.71	218,525.05
2016	1.0400	0.4800	\$ 14,963,935,148	1,218,499.41		504,120.24	232,671.05	(97,373.38)	384,334.74
2017	1.0400	0.4800	\$ 16,498,543,735	-	244,073,351.47	168,826,753.37	77,920,040.56	9,320,613.34	6,647,170.88
				<u>\$ 3,454,415.18</u>	<u>\$ 244,073,351.47</u>	<u>\$ 169,679,199.15</u>	<u>\$ 78,318,716.54</u>	<u>\$ 9,368,051.57</u>	<u>\$ 8,897,902.53</u>

Note: Total collections from September 1, 2017 through current month compared to current year levy net total adjustments equals a collection rate of: 97.38%



## KELLER INDEPENDENT SCHOOL DISTRICT

*The community of Keller ISD will educate our students to achieve their highest standards of performance by engaging them in exceptional opportunities.*

---

### **PROPERTY TAX COLLECTIONS FOR THE MONTH OF JUNE 2018**

The Tax Levy Ordinance for the 2017-18 fiscal year (2017 tax year) was passed by the KISD Board of Trustees on August 29, 2017.

As of June 30, 2018, the current year (2017) adjusted tax levy is \$253,496,467.

Through June 30, 2018, 98.97% or \$250,904,866 of the 2017 adjusted levy has been collected (September – June 30, 2018).

The balance to be collected of the 2017 adjusted levy is \$2,591,601.

Delinquent taxes to be collected from prior year levies total \$2,276,022.

Respectfully submitted,

Anita Crabill  
Treasury Services Coordinator

KELLER INDEPENDENT SCHOOL DISTRICT  
PROPERTY TAX COLLECTIONS  
THROUGH JUNE 30, 2018

Last 10 Years	Tax Rates		Assessed/Appraised Value for School Tax Purposes	Delinquent Tax Beginning Balance 9/1/2017	Current Year's Total Levy	Maintenance Collections	Debt Service Collections	Entire Year's Adjustments	Ending Balance 6/30/2018
	Maintenance	Debt Service							
2007 and prior years	Various	Various	Various	586,509.13		3,801.04	1,027.86	(524.72)	581,155.51
2008	1.0400	0.3769	\$ 10,212,543,961	151,056.76		3,631.40	1,315.95	(10.63)	146,098.78
2009	1.0400	0.4463	\$ 10,518,985,594	157,709.39		3,834.11	1,645.26	(11.15)	152,218.87
2010	1.0400	0.4906	\$ 10,838,009,000	158,710.12		3,669.19	1,731.00	949.59	154,259.52
2011	1.0400	0.5000	\$ 11,200,638,123	157,451.74		6,088.75	2,927.45	(319.55)	148,115.99
2012	1.0400	0.5000	\$ 11,303,854,760	182,047.83		36,595.02	17,593.99	14,237.50	142,096.32
2013	1.0400	0.5000	\$ 11,925,386,754	192,283.79		43,554.20	20,939.83	55,337.52	183,127.28
2014	1.0400	0.5000	\$ 12,950,447,900	181,505.02		50,226.98	24,147.90	56,546.13	163,676.27
2015	1.0400	0.5000	\$ 12,902,894,457	468,641.99		215,181.95	103,453.24	72,456.37	222,463.17
2016	1.0400	0.4800	\$ 14,963,935,148	1,218,499.41		506,868.07	233,939.23	(94,881.36)	382,810.75
2017	1.0400	0.4800	\$ 16,498,543,735	-	244,073,351.47	171,671,753.10	79,233,112.81	9,423,115.87	2,591,601.43
				<u>\$ 3,454,415.18</u>	<u>\$ 244,073,351.47</u>	<u>\$ 172,545,203.81</u>	<u>\$ 79,641,834.52</u>	<u>\$ 9,526,895.57</u>	<u>\$ 4,867,623.89</u>

Note: Total collections from September 1, 2017 through current month compared to current year levy net total adjustments equals a collection rate of: 98.98%