


Campus Rating **61%**
Recognized

HB 5 Category: Fine Arts

KISD Strategic Plan Correlate:
 Visioning Document Correlate:



Qualitative Responses

Quantitative Responses:

Climate Survey Question(s): B, F, O

Parents	20%
Staff	46%
District	33%


% of K-8 Students in Fine Arts Course	100%
Quantitative average	100%

Overall Ranking Average **87%**
 Rating **Exemplary**

Qualitative = 50% of the Overall Ranking Average
 Quantitative = 50% of the Overall Ranking Average

76%	100%	Exemplary
51%	75%	Recognized
26%	50%	Acceptable
0%	25%	Unacceptable

HB 5 Category: Wellness and Physical Education



KISD Strategic Plan Correlate:
 Visioning Document Correlate:

Qualitative Reponses

Quantitative Responses:

Climate Survey Question(s):	F, L, O
Parents	23%
Staff	49%
District	36%


% of days absent not due to illness	85%
Quantitative average	85%

Qualitative = 50% of the Overall Ranking Average
 Quantitative = 50% of the Overall Ranking Average

Overall Ranking Average 75%
Rating Exemplary

76%	100% Exemplary
51%	75% Recognized
26%	50% Acceptable
0%	25% Unacceptable

HB 5 Category: Community/Parent Involvement



KISD Strategic Plan Correlate:
 Visioning Document Correlate:

Qualitative Responses

Quantitative Responses:

Climate Survey Question(s):

% of parents accessing Home Access Center (HAC)	32%
% of parents who completed online enrollment	92%
Quantitative average	62%


Overall Ranking Average 62%

Qualitative =50% of the Overall Ranking Average
 Quantitative = 50% of the Overall Ranking Average

Rating Recognized

76%	100% Exemplary
51%	75% Recognized
26%	50% Acceptable
0%	25% Unacceptable

HB 5 Category: Second Language Acquisition Programs



KISD Strategic Plan Correlate:
 Visioning Document Correlate:

Qualitative Reponses

Quantitative Responses:

Climate Survey Question(s):

N

Parents	17%
Staff	49%
District	33%

	Quantitative average


Overall Ranking Average **33%**

Rating **Acceptable**

Qualitative = 50% of the Overall Ranking Average
 Quantitative = 50% of the Overall Ranking Average

76%	100%	Exemplary
51%	75%	Recognized
26%	50%	Acceptable
0%	25%	Unacceptable

HB 5 Category: Digital Learning Environment



KISD Strategic Plan Correlate:
 Visioning Document Correlate:

Qualitative Responses

Quantitative Responses:

Climate Survey Question(s): G

Parents	17%
Staff	18%
District	18%

Student to technology unit ratio	52%
% of teachers attending technology PD	100%
Quantitative average	76%


Overall Ranking Average 64%

Qualitative = 50% of the Overall Ranking Average
 Quantitative = 50% of the Overall Ranking Average

Rating Recognized

76%	100% Exemplary
51%	75% Recognized
26%	50% Acceptable
0%	25% Unacceptable

HB 5 Category: Gifted/Talented Programs



KISD Strategic Plan Correlate:
 Visioning Document Correlate:

Qualitative Reponses

Quantitative Responses:

Climate Survey Question(s): A

Parents	18%
Staff	56%
District	37%

% of GT students	4%
Attendance rate of GT students	97%
Quantitative average	51%

Qualitative = 50% of the Overall Ranking Average
 Quantitative = 50% of the Overall Ranking Average

Overall Ranking Average 48%
Rating Acceptable

76%	100% Exemplary
51%	75% Recognized
26%	50% Acceptable
0%	25% Unacceptable