


Campus Rating **62%**
Recognized

HB 5 Category: Fine Arts

KISD Strategic Plan Correlate:
 Visioning Document Correlate:



Qualitative Responses

Quantitative Responses:

Climate Survey Question(s): B, F, O

Parents

Staff

District

% of K-8 Students in Fine Arts Course	100%
Quantitative average	100%


Overall Ranking Average 92%
Rating Exemplary

Qualitative = 50% of the Overall Ranking Average
 Quantitative = 50% of the Overall Ranking Average

76%	100%	Exemplary
51%	75%	Recognized
26%	50%	Acceptable
0%	25%	Unacceptable

HB 5 Category: Wellness and Physical Education

KISD Strategic Plan Correlate:
 Visioning Document Correlate:



Qualitative Responses

Quantitative Responses:

Climate Survey Question(s):

F, L, O

Parents	40%
Staff	80%
District	60%

% of days absent not due to illness	86%
Quantitative average	86%

Qualitative = 50% of the Overall Ranking Average
 Quantitative = 50% of the Overall Ranking Average


Overall Ranking Average 81%

Rating Exemplary

76%	100%	Exemplary
51%	75%	Recognized
26%	50%	Acceptable
0%	25%	Unacceptable

HB 5 Category: Community/Parent Involvement

KISD Strategic Plan Correlate:
 Visioning Document Correlate:



Qualitative Responses

Quantitative Responses:

Climate Survey Question(s):

% of parents accessing Home Access Center (HAC)	46%
% of parents who completed online enrollment	81%
Quantitative average	64%

Overall Ranking Average 51%


Qualitative = 50% of the Overall Ranking Average
 Quantitative = 50% of the Overall Ranking Average

Rating Acceptable

76%	100%	Exemplary
51%	75%	Recognized
26%	50%	Acceptable
0%	25%	Unacceptable

HB 5 Category: Second Language Acquisition Programs

KISD Strategic Plan Correlate:
 Visioning Document Correlate:



Qualitative Responses

Quantitative Responses:

Climate Survey Question(s):

N

Parents	18%
Staff	41%
District	30%

	Quantitative average

Overall Ranking Average 30%


Rating Acceptable

Qualitative = 50% of the Overall Ranking Average
 Quantitative = 50% of the Overall Ranking Average

76%	100% Exemplary
51%	75% Recognized
26%	50% Acceptable
0%	25% Unacceptable

HB 5 Category: Digital Learning Environment

KISD Strategic Plan Correlate:
 Visioning Document Correlate:



Qualitative Responses

Quantitative Responses:

Climate Survey Question(s): G

Parents	33%
Staff	44%
District	39%

Student to technology unit ratio	46%
% of teachers attending technology PD	100%
Quantitative average	73%

Overall Ranking Average 66%


Qualitative = 50% of the Overall Ranking Average
 Quantitative = 50% of the Overall Ranking Average

Rating Recognized

76%	100%	Exemplary
51%	75%	Recognized
26%	50%	Acceptable
0%	25%	Unacceptable

HB 5 Category: Gifted/Talented Programs

KISD Strategic Plan Correlate:
 Visioning Document Correlate:



Qualitative Responses

Quantitative Responses:

Climate Survey Question(s):

J

Parents	23%
Staff	65%
District	44%

% of GT students	7%
Attendance rate of GT students	98%
Quantitative average	53%

Qualitative = 50% of the Overall Ranking Average
 Quantitative = 50% of the Overall Ranking Average

Overall Ranking Average 51%
Rating Recognized

76%	100%	Exemplary
51%	75%	Recognized
26%	50%	Acceptable
0%	25%	Unacceptable