

KELLER INDEPENDENT SCHOOL DISTRICT  
PROPERTY TAX COLLECTIONS  
THROUGH SEPTEMBER 30, 2016

Last 10 Years	Tax Rates		Assessed/Appraised Value for School Tax Purposes	Delinquent Tax Beginning Balance 9/1/2016	Current Year's Total Levy	Maintenance Collections	Debt Service Collections	Entire Year's Adjustments	Ending Balance 9/30/2016
	Maintenance	Debt Service							
2006 and prior years	Various	Various	Various	582,592.40		96.29	21.81	-	582,474.30
2007	1.0400	0.3174	\$ 9,482,514,598	99,783.50		-	-	-	99,783.50
2008	1.0400	0.3769	\$ 10,212,543,961	156,350.46		13.66	4.95	-	156,331.85
2009	1.0400	0.4463	\$ 10,518,985,594	159,685.78		7.59	3.26	-	159,674.93
2010	1.0400	0.4906	\$ 10,838,009,000	206,661.33		10,750.44	5,071.32	(5.13)	190,834.44
2011	1.0400	0.5000	\$ 11,200,638,123	221,067.10		11,217.96	5,393.24	(5.16)	204,450.74
2012	1.0400	0.5000	\$ 11,303,854,760	207,259.10		10,823.69	5,203.70	(5.16)	191,226.55
2013	1.0400	0.5000	\$ 11,925,386,754	242,730.44		11,009.92	5,293.23	(3,474.12)	222,953.17
2014	1.0400	0.5000	\$ 12,950,447,900	400,070.59		19,729.90	9,485.51	(5,440.85)	365,414.33
2015	1.0400	0.5000	\$ 12,902,894,457	849,501.24		(50,853.46)	(24,448.79)	(90,635.50)	834,167.99
				<u>\$ 3,125,701.94</u>	See Note	<u>\$ 12,795.99</u>	<u>\$ 6,028.23</u>	<u>\$ (99,565.92)</u>	<u>\$ 3,007,311.80</u>

Note: Collection of 2016 Tax Levy begins October 1, 2016.

KELLER INDEPENDENT SCHOOL DISTRICT  
PROPERTY TAX COLLECTIONS  
THROUGH OCTOBER 31, 2016

Last 10 Years	Tax Rates		Assessed/Appraised Value for School Tax Purposes	Delinquent Tax Beginning Balance 9/1/2016	Current Year's Total Levy	Maintenance Collections	Debt Service Collections	Entire Year's Adjustments	Ending Balance 10/31/2016
	Maintenance	Debt Service							
2006 and prior years	Various	Various	Various	582,592.40		144.27	32.68	-	582,415.45
2007	1.0400	0.3174	\$ 9,482,514,598	99,783.50		-	-	-	99,783.50
2008	1.0400	0.3769	\$ 10,212,543,961	156,350.46		27.25	9.87	-	156,313.34
2009	1.0400	0.4463	\$ 10,518,985,594	159,685.78		45.69	19.61	-	159,620.48
2010	1.0400	0.4906	\$ 10,838,009,000	206,661.33		10,753.15	5,072.60	(5.13)	190,830.45
2011	1.0400	0.5000	\$ 11,200,638,123	221,067.10		11,666.11	5,608.68	17,290.61	221,082.92
2012	1.0400	0.5000	\$ 11,303,854,760	207,259.10		12,276.72	5,902.27	17,278.05	206,358.16
2013	1.0400	0.5000	\$ 11,925,386,754	242,730.44		11,297.18	5,431.32	14,323.14	240,325.08
2014	1.0400	0.5000	\$ 12,950,447,900	400,070.59		38,721.57	18,616.09	13,036.65	355,769.58
2015	1.0400	0.5000	\$ 12,902,894,457	849,501.24		1,627.90	782.65	(77,287.57)	769,803.12
2016	1.0400	0.5000	\$ 14,963,935,148	-	\$ 222,329,839.93	4,019,525.22	1,855,165.43	-	216,455,149.28
				<u>\$ 3,125,701.94</u>	<u>\$ 222,329,839.93</u>	<u>\$ 4,106,085.06</u>	<u>\$ 1,896,641.20</u>	<u>\$ (15,364.25)</u>	<u>\$ 219,437,451.36</u>

Note: Total collections from September 1, 2016 through current month compared to current year levy net total adjustments equals a collection rate of: 2.64%

KELLER INDEPENDENT SCHOOL DISTRICT  
PROPERTY TAX COLLECTIONS  
THROUGH NOVEMBER 30, 2016

Last 10 Years	Tax Rates		Assessed/Appraised Value for School Tax Purposes	Delinquent Tax Beginning Balance 9/1/2016	Current Year's Total Levy	Maintenance Collections	Debt Service Collections	Entire Year's Adjustments	Ending Balance 11/30/2016
	Maintenance	Debt Service							
2006 and prior years	Various	Various	Various	582,592.40		192.30	43.55	-	582,356.55
2007	1.0400	0.3174	\$ 9,482,514,598	99,783.50		0.01	-	-	99,783.49
2008	1.0400	0.3769	\$ 10,212,543,961	156,350.46		1,515.30	549.14	-	154,286.02
2009	1.0400	0.4463	\$ 10,518,985,594	159,685.78		45.76	19.64	-	159,620.38
2010	1.0400	0.4906	\$ 10,838,009,000	206,661.33		10,839.14	5,113.17	(5.13)	190,703.89
2011	1.0400	0.5000	\$ 11,200,638,123	221,067.10		13,387.72	6,436.38	22,432.45	223,675.45
2012	1.0400	0.5000	\$ 11,303,854,760	207,259.10		16,988.51	8,167.55	22,418.75	204,521.79
2013	1.0400	0.5000	\$ 11,925,386,754	242,730.44		16,632.44	7,996.33	19,139.98	237,241.65
2014	1.0400	0.5000	\$ 12,950,447,900	400,070.59		46,287.71	22,253.68	6,010.33	337,539.53
2015	1.0400	0.5000	\$ 12,902,894,457	849,501.24		62,036.25	29,825.02	(138,512.18)	619,127.79
2016	1.0400	0.5000	\$ 14,963,935,148	-	\$ 222,329,839.93	11,836,973.52	5,463,218.68	3,723,515.53	208,753,163.26
				<u>\$ 3,125,701.94</u>	<u>\$ 222,329,839.93</u>	<u>\$ 12,004,898.66</u>	<u>\$ 5,543,623.14</u>	<u>\$ 3,654,999.73</u>	<u>\$ 211,562,019.80</u>

Note: Total collections from September 1, 2016 through current month compared to current year levy net total adjustments equals a collection rate of: 7.65%

KELLER INDEPENDENT SCHOOL DISTRICT  
PROPERTY TAX COLLECTIONS  
THROUGH DECEMBER 31, 2016

Last 10 Years	Tax Rates		Assessed/Appraised Value for School Tax Purposes	Delinquent Tax Beginning Balance 9/1/2016	Current Year's Total Levy	Maintenance Collections	Debt Service Collections	Entire Year's Adjustments	Ending Balance 12/31/2016
	Maintenance	Debt Service							
2006 and prior years	Various	Various	Various	582,592.40		388.98	88.09	-	582,115.33
2007	1.0400	0.3174	\$ 9,482,514,598	99,783.50		48.82	14.89	-	99,719.79
2008	1.0400	0.3769	\$ 10,212,543,961	156,350.46		2,514.74	911.34	-	152,924.38
2009	1.0400	0.4463	\$ 10,518,985,594	159,685.78		45.76	19.64	-	159,620.38
2010	1.0400	0.4906	\$ 10,838,009,000	206,661.33		11,250.11	5,307.04	9,332.21	199,436.39
2011	1.0400	0.5000	\$ 11,200,638,123	221,067.10		14,357.09	6,902.43	31,812.46	231,620.04
2012	1.0400	0.5000	\$ 11,303,854,760	207,259.10		18,283.06	8,789.94	31,921.66	212,107.76
2013	1.0400	0.5000	\$ 11,925,386,754	242,730.44		18,026.87	8,666.73	29,416.63	245,453.47
2014	1.0400	0.5000	\$ 12,950,447,900	400,070.59		50,639.58	24,345.94	(35,128.86)	289,956.21
2015	1.0400	0.5000	\$ 12,902,894,457	849,501.24		101,120.38	48,615.53	(140,214.47)	559,550.86
2016	1.0400	0.5000	\$ 14,963,935,148	-	\$ 222,329,839.93	94,717,052.31	43,715,562.80	4,167,834.50	88,065,059.32
				<u>\$ 3,125,701.94</u>	<u>\$ 222,329,839.93</u>	<u>\$ 94,933,727.70</u>	<u>\$ 43,819,224.37</u>	<u>\$ 4,094,974.13</u>	<u>\$ 90,797,563.93</u>

Note: Total collections from September 1, 2016 through current month compared to current year levy net total adjustments equals a collection rate of: 61.12%

KELLER INDEPENDENT SCHOOL DISTRICT  
PROPERTY TAX COLLECTIONS  
THROUGH JANUARY 31, 2017

Last 10 Years	Tax Rates		Assessed/Appraised Value for School Tax Purposes	Delinquent Tax Beginning Balance 9/1/2016	Current Year's Total Levy	Maintenance Collections	Debt Service Collections	Entire Year's Adjustments	Ending Balance 1/31/2017
	Maintenance	Debt Service							
2006 and prior years	Various	Various	Various	582,592.40		421.72	95.51	-	582,075.17
2007	1.0400	0.3174	\$ 9,482,514,598	99,783.50		98.05	29.91	-	99,655.54
2008	1.0400	0.3769	\$ 10,212,543,961	156,350.46		2,515.14	911.49	-	152,923.83
2009	1.0400	0.4463	\$ 10,518,985,594	159,685.78		45.76	19.64	-	159,620.38
2010	1.0400	0.4906	\$ 10,838,009,000	206,661.33		14,622.75	6,898.02	9,332.21	194,472.77
2011	1.0400	0.5000	\$ 11,200,638,123	221,067.10		29,449.69	14,158.48	31,423.67	208,882.60
2012	1.0400	0.5000	\$ 11,303,854,760	207,259.10		44,007.56	21,157.50	47,415.31	189,509.35
2013	1.0400	0.5000	\$ 11,925,386,754	242,730.44		44,522.23	21,404.89	44,752.73	221,556.05
2014	1.0400	0.5000	\$ 12,950,447,900	400,070.59		78,415.04	37,699.53	(29,388.87)	254,567.15
2015	1.0400	0.5000	\$ 12,902,894,457	849,501.24		185,410.58	89,139.75	(94,712.94)	480,237.97
2016	1.0400	0.4800	\$ 14,963,935,148	-	\$ 222,329,839.93	137,471,002.75	63,448,155.35	5,249,365.58	26,660,047.41
				<u>\$ 3,125,701.94</u>	<u>\$ 222,329,839.93</u>	<u>\$ 137,870,511.27</u>	<u>\$ 63,639,670.07</u>	<u>\$ 5,258,187.69</u>	<u>\$ 29,203,548.22</u>

Note: Total collections from September 1, 2016 through current month compared to current year levy net total adjustments equals a collection rate of: 88.29%

KELLER INDEPENDENT SCHOOL DISTRICT  
PROPERTY TAX COLLECTIONS  
THROUGH FEBRUARY 28, 2017


Last 10 Years	Tax Rates		Assessed/Appraised Value for School Tax Purposes	Delinquent Tax Beginning Balance 9/1/2016	Current Year's Total Levy	Maintenance Collections	Debt Service Collections	Entire Year's Adjustments	Ending Balance 2/28/2017
	Maintenance	Debt Service							
2006 and prior years	Various	Various	Various	582,592.40		448.25	100.39	(241.20)	581,802.56
2007	1.0400	0.3174	\$ 9,482,514,598	99,783.50		358.31	109.33	-	99,315.86
2008	1.0400	0.3769	\$ 10,212,543,961	156,350.46		2,515.14	911.49	-	152,923.83
2009	1.0400	0.4463	\$ 10,518,985,594	159,685.78		45.76	19.64	(222.95)	159,397.43
2010	1.0400	0.4906	\$ 10,838,009,000	206,661.33		24,691.71	11,647.85	8,587.56	178,909.33
2011	1.0400	0.5000	\$ 11,200,638,123	221,067.10		38,925.40	18,714.10	34,952.69	198,380.29
2012	1.0400	0.5000	\$ 11,303,854,760	207,259.10		54,230.31	26,072.29	50,943.90	177,900.40
2013	1.0400	0.5000	\$ 11,925,386,754	242,730.44		54,587.89	26,244.15	40,983.68	202,882.08
2014	1.0400	0.5000	\$ 12,950,447,900	400,070.59		88,875.14	42,728.45	(124,062.28)	144,404.72
2015	1.0400	0.5000	\$ 12,902,894,457	849,501.24		155,250.87	74,640.05	(223,031.29)	396,579.03
2016	1.0400	0.4800	\$ 14,963,935,148	-	\$ 222,329,839.93	148,326,237.62	68,458,264.16	5,672,977.58	11,218,315.73
				<u>\$ 3,125,701.94</u>	<u>\$ 222,329,839.93</u>	<u>\$ 148,746,166.40</u>	<u>\$ 68,659,451.90</u>	<u>\$ 5,460,887.69</u>	<u>\$ 13,510,811.26</u>

Note: Total collections from September 1, 2016 through current month compared to current year levy net total adjustments equals a collection rate of: 95.08%

KELLER INDEPENDENT SCHOOL DISTRICT  
PROPERTY TAX COLLECTIONS  
THROUGH MARCH 31, 2017

Last 10 Years	Tax Rates		Assessed/Appraised Value for School Tax Purposes	Delinquent Tax Beginning Balance 9/1/2016	Current Year's Total Levy	Maintenance Collections	Debt Service Collections	Entire Year's Adjustments	Ending Balance 3/31/2017
	Maintenance	Debt Service							
2006 and prior years	Various	Various	Various	582,592.40		910.49	186.62	(242.01)	581,253.28
2007	1.0400	0.3174	\$ 9,482,514,598	99,783.50		511.95	156.22	(0.68)	99,114.65
2008	1.0400	0.3769	\$ 10,212,543,961	156,350.46		2,619.14	949.18	(0.71)	152,781.43
2009	1.0400	0.4463	\$ 10,518,985,594	159,685.78		(8.22)	(3.51)	(223.69)	159,473.82
2010	1.0400	0.4906	\$ 10,838,009,000	206,661.33		25,366.22	11,966.04	9,656.03	178,985.10
2011	1.0400	0.5000	\$ 11,200,638,123	221,067.10		52,035.37	25,016.96	36,028.30	180,043.07
2012	1.0400	0.5000	\$ 11,303,854,760	207,259.10		58,954.00	28,343.30	57,409.82	177,371.62
2013	1.0400	0.5000	\$ 11,925,386,754	242,730.44		59,196.24	28,459.73	47,503.85	202,578.32
2014	1.0400	0.5000	\$ 12,950,447,900	400,070.59		45,422.08	21,837.58	(113,847.11)	218,963.82
2015	1.0400	0.5000	\$ 12,902,894,457	849,501.24		172,146.50	82,762.89	(406,642.62)	187,949.23
2016	1.0400	0.4800	\$ 14,963,935,148	-	\$ 222,329,839.93	150,027,451.59	69,243,439.59	5,866,758.82	8,925,707.57
				<u>\$ 3,125,701.94</u>	<u>\$ 222,329,839.93</u>	<u>\$ 150,444,605.36</u>	<u>\$ 69,443,114.60</u>	<u>\$ 5,496,400.00</u>	<u>\$ 11,064,221.91</u>

Note: Total collections from September 1, 2016 through current month compared to current year levy net total adjustments equals a collection rate of: 96.09%



## KELLER INDEPENDENT SCHOOL DISTRICT

*The community of Keller ISD will educate our students to achieve their highest standards of performance by engaging them in exceptional opportunities.*

---

### **PROPERTY TAX COLLECTIONS FOR THE MONTH OF APRIL 2017**

The Tax Levy Ordinance for the 2016-17 fiscal year (2016 tax year) was passed by KISD Board of Trustees on August 25, 2016.

Collections for 2016 tax year 2016 and for the 2016-17 fiscal year began October 1, 2016.

As of April 30, 2017, the current year (2016) adjusted tax levy is \$228,145,827.

Through April 30, 2017, 96.62% or \$220,450,346 of the 2016 adjusted levy has been collected (October 2016-April 2017).

The balance to be collected of the 2016 adjusted levy is \$7,695,481.

Delinquent taxes to be collected from prior year levies total \$2,203,314.

Respectfully submitted,


Kristin Williams, CPA  
Director of Finance



KELLER INDEPENDENT SCHOOL DISTRICT  
PROPERTY TAX COLLECTIONS  
THROUGH APRIL 30, 2017

Last 10 Years	Tax Rates		Assessed/Appraised Value for School Tax Purposes	Delinquent Tax Beginning Balance 9/1/2016	Current Year's Total Levy	Maintenance Collections	Debt Service Collections	Entire Year's Adjustments	Ending Balance 4/30/2017
	Maintenance	Debt Service							
2006 and prior years	Various	Various	Various	582,592.40		910.49	186.62	(242.01)	581,253.28
2007	1.0400	0.3174	\$ 9,482,514,598	99,783.50		1,867.42	569.90	(0.68)	97,345.50
2008	1.0400	0.3769	\$ 10,212,543,961	156,350.46		3,917.69	1,419.78	(0.71)	151,012.28
2009	1.0400	0.4463	\$ 10,518,985,594	159,685.78		1,229.70	527.72	(223.69)	157,704.67
2010	1.0400	0.4906	\$ 10,838,009,000	206,661.33		26,568.31	12,533.11	4,105.70	171,665.61
2011	1.0400	0.5000	\$ 11,200,638,123	221,067.10		54,100.61	26,009.87	32,613.00	173,569.62
2012	1.0400	0.5000	\$ 11,303,854,760	207,259.10		60,616.11	29,142.40	59,513.87	177,014.46
2013	1.0400	0.5000	\$ 11,925,386,754	242,730.44		60,336.43	29,007.89	49,607.61	202,993.73
2014	1.0400	0.5000	\$ 12,950,447,900	400,070.59		47,787.21	22,974.65	(106,126.82)	223,181.91
2015	1.0400	0.5000	\$ 12,902,894,457	849,501.24		113,583.43	54,607.57	(413,737.11)	267,573.13
2016	1.0400	0.4800	\$ 14,963,935,148	-	\$ 222,329,839.93	150,834,447.30	69,615,899.17	5,815,987.08	7,695,480.54
				<u>\$ 3,125,701.94</u>	<u>\$ 222,329,839.93</u>	<u>\$ 151,205,364.70</u>	<u>\$ 69,792,878.68</u>	<u>\$ 5,441,496.24</u>	<u>\$ 9,898,794.73</u>

Note: Total collections from September 1, 2016 through current month compared to current year levy net total adjustments equals a collection rate of: 96.63%



## KELLER INDEPENDENT SCHOOL DISTRICT

*The community of Keller ISD will educate our students to achieve their highest standards of performance by engaging them in exceptional opportunities.*

---

### **PROPERTY TAX COLLECTIONS FOR THE MONTH OF MAY 2017**

The Tax Levy Ordinance for the 2016-17 fiscal year (2016 tax year) was passed by KISD Board of Trustees on August 25, 2016.

Collections for 2016 tax year 2016 and for the 2016-17 fiscal year began October 1, 2016.

As of May 31, 2017, the current year (2016) adjusted tax levy is \$229,389,122.

Through May 31, 2017, 96.63% or \$221,677,119 of the 2016 adjusted levy has been collected (October 2016-May 2017).

The balance to be collected of the 2016 adjusted levy is \$7,712,003.

Delinquent taxes to be collected from prior year levies total \$2,176,944.


Respectfully submitted,

Kristin Williams, CPA  
Director of Finance

KELLER INDEPENDENT SCHOOL DISTRICT  
PROPERTY TAX COLLECTIONS  
THROUGH MAY 31, 2017

Last 10 Years	Tax Rates		Assessed/Appraised Value for School Tax Purposes	Delinquent Tax Beginning Balance 9/1/2016	Current Year's Total Levy	Maintenance Collections	Debt Service Collections	Entire Year's Adjustments	Ending Balance 5/31/2017
	Maintenance	Debt Service							
2006 and prior years	Various	Various	Various	582,592.40		910.52	186.62	(242.01)	581,253.25
2007	1.0400	0.3174	\$ 9,482,514,598	99,783.50		1,867.42	569.90	43.97	97,390.15
2008	1.0400	0.3769	\$ 10,212,543,961	156,350.46		3,917.69	1,419.78	43.94	151,056.93
2009	1.0400	0.4463	\$ 10,518,985,594	159,685.78		1,229.70	527.72	(179.04)	157,749.32
2010	1.0400	0.4906	\$ 10,838,009,000	206,661.33		26,684.65	12,587.98	4,150.35	171,539.05
2011	1.0400	0.5000	\$ 11,200,638,123	221,067.10		55,617.34	26,739.07	32,657.65	171,368.34
2012	1.0400	0.5000	\$ 11,303,854,760	207,259.10		66,909.50	32,168.07	66,938.18	175,119.71
2013	1.0400	0.5000	\$ 11,925,386,754	242,730.44		67,372.83	32,390.77	56,960.61	199,927.45
2014	1.0400	0.5000	\$ 12,950,447,900	400,070.59		55,876.27	26,863.66	(98,933.11)	218,397.55
2015	1.0400	0.5000	\$ 12,902,894,457	849,501.24		126,750.71	60,938.02	(408,670.54)	253,141.97
2016	1.0400	0.4800	\$ 14,963,935,148	-	\$ 222,329,839.93	151,673,818.30	70,003,300.71	7,059,282.03	7,712,002.95
				<u>\$ 3,125,701.94</u>	<u>\$ 222,329,839.93</u>	<u>\$ 152,080,954.93</u>	<u>\$ 70,197,692.30</u>	<u>\$ 6,712,052.03</u>	<u>\$ 9,888,946.67</u>

Note: Total collections from September 1, 2016 through current month compared to current year levy net total adjustments equals a collection rate of: 96.64%



## KELLER INDEPENDENT SCHOOL DISTRICT

*The community of Keller ISD will educate our students to achieve their highest standards of performance by engaging them in exceptional opportunities.*

---

### **PROPERTY TAX COLLECTIONS FOR THE MONTH OF JUNE 2017**

The Tax Levy Ordinance for the 2016-17 fiscal year (2016 tax year) was passed by the KISD Board of Trustees on August 25, 2016.

Collections for the 2016 tax year and for the 2016-17 fiscal year began October 1, 2016.

As of June 30, 2017, the current year (2016) adjusted tax levy is \$229,229,819.

Through June 30, 2017, 98.76% or \$226,403,678 of the 2016 adjusted levy has been collected (October 2016-June 2017).

The balance to be collected of the 2016 adjusted levy is \$2,826,141.

Delinquent taxes to be collected from prior year levies total \$2,255,321.


Respectfully submitted,

Kristin Williams, CPA  
Director of Finance

KELLER INDEPENDENT SCHOOL DISTRICT  
PROPERTY TAX COLLECTIONS  
THROUGH JUNE 30, 2017

Last 10 Years	Tax Rates		Assessed/Appraised Value for School Tax Purposes	Delinquent Tax Beginning Balance 9/1/2016	Current Year's Total Levy	Maintenance Collections	Debt Service Collections	Entire Year's Adjustments	Ending Balance 6/30/2017
	Maintenance	Debt Service							
2006 and prior years	Various	Various	Various	582,592.40		910.52	186.62	(92,352.11)	489,143.15
2007	1.0400	0.3174	\$ 9,482,514,598	99,783.50		1,867.42	569.90	43.97	97,390.15
2008	1.0400	0.3769	\$ 10,212,543,961	156,350.46		3,917.69	1,419.78	43.94	151,056.93
2009	1.0400	0.4463	\$ 10,518,985,594	159,685.78		1,257.53	539.66	(179.04)	157,709.55
2010	1.0400	0.4906	\$ 10,838,009,000	206,661.33		26,739.95	12,614.06	(8,596.49)	158,710.83
2011	1.0400	0.5000	\$ 11,200,638,123	221,067.10		55,706.33	26,781.86	20,706.48	159,285.39
2012	1.0400	0.5000	\$ 11,303,854,760	207,259.10		66,917.20	32,171.78	61,796.70	169,966.82
2013	1.0400	0.5000	\$ 11,925,386,754	242,730.44		69,125.30	33,233.31	51,816.54	192,188.37
2014	1.0400	0.5000	\$ 12,950,447,900	400,070.59		57,945.76	27,858.60	(101,502.30)	212,763.93
2015	1.0400	0.5000	\$ 12,902,894,457	849,501.24		140,899.87	67,740.48	(173,755.04)	467,105.85
2016	1.0400	0.4800	\$ 14,963,935,148	-	\$ 222,329,839.93	154,907,783.66	71,495,894.74	6,899,979.07	2,826,140.60
				<u>\$ 3,125,701.94</u>	<u>\$ 222,329,839.93</u>	<u>\$ 155,333,071.23</u>	<u>\$ 71,699,010.79</u>	<u>\$ 6,658,001.72</u>	<u>\$ 5,081,461.57</u>

Note: Total collections from September 1, 2016 through current month compared to current year levy net total adjustments equals a collection rate of: 98.77%



## KELLER INDEPENDENT SCHOOL DISTRICT

*The community of Keller ISD will educate our students to achieve their highest standards of performance by engaging them in exceptional opportunities.*

---

### **PROPERTY TAX COLLECTIONS FOR THE MONTH OF JULY 2017**

The Tax Levy Ordinance for the 2016-17 fiscal year (2016 tax year) was passed by the KISD Board of Trustees on August 25, 2016.

Collections for the 2016 tax year and for the 2016-17 fiscal year began October 1, 2016.

As of July 31, 2017, the current year (2016) adjusted tax levy is \$229,243,232.

Through July 31, 2017, 99.31% or \$227,678,491 of the 2016 adjusted levy has been collected (October 2016-July 2017).

The balance to be collected of the 2016 adjusted levy is \$1,564,741.

Delinquent taxes to be collected from prior year levies total \$2,194,642.


Respectfully submitted,

Kristin Williams, CPA  
Director of Finance

KELLER INDEPENDENT SCHOOL DISTRICT  
PROPERTY TAX COLLECTIONS  
THROUGH JULY 31, 2017

Last 10 Years	Tax Rates		Assessed/Appraised Value for School Tax Purposes	Delinquent Tax Beginning Balance 9/1/2016	Current Year's Total Levy	Maintenance Collections	Debt Service Collections	Entire Year's Adjustments	Ending Balance 7/31/2017
	Maintenance	Debt Service							
2006 and prior years	Various	Various	Various	582,592.40		910.69	186.63	(92,352.11)	489,142.97
2007	1.0400	0.3174	\$ 9,482,514,598	99,783.50		1,867.45	569.91	43.97	97,390.11
2008	1.0400	0.3769	\$ 10,212,543,961	156,350.46		3,917.70	1,419.78	43.94	151,056.92
2009	1.0400	0.4463	\$ 10,518,985,594	159,685.78		1,257.53	539.66	(179.04)	157,709.55
2010	1.0400	0.4906	\$ 10,838,009,000	206,661.33		26,739.95	12,614.06	(8,596.49)	158,710.83
2011	1.0400	0.5000	\$ 11,200,638,123	221,067.10		55,756.26	26,805.87	20,459.48	158,964.45
2012	1.0400	0.5000	\$ 11,303,854,760	207,259.10		68,380.57	32,875.31	71,566.22	177,569.44
2013	1.0400	0.5000	\$ 11,925,386,754	242,730.44		70,978.26	34,124.17	65,657.15	203,285.16
2014	1.0400	0.5000	\$ 12,950,447,900	400,070.59		61,818.70	29,720.59	(85,070.43)	223,460.87
2015	1.0400	0.5000	\$ 12,902,894,457	849,501.24		210,925.61	101,406.73	(159,817.58)	377,351.32
2016	1.0400	0.4800	\$ 14,963,935,148	-	\$ 222,329,839.93	155,780,024.29	71,898,466.45	6,913,392.35	1,564,741.54
				<u>\$ 3,125,701.94</u>	<u>\$ 222,329,839.93</u>	<u>\$ 156,282,577.01</u>	<u>\$ 72,138,729.16</u>	<u>\$ 6,725,147.46</u>	<u>\$ 3,759,383.16</u>

Note: Total collections from September 1, 2016 through current month compared to current year levy net total adjustments equals a collection rate of: 99.32%



## KELLER INDEPENDENT SCHOOL DISTRICT

*The community of Keller ISD will educate our students to achieve their highest standards of performance by engaging them in exceptional opportunities.*

---

### **PROPERTY TAX COLLECTIONS FOR THE MONTH OF AUGUST 2017**

The Tax Levy Ordinance for the 2016-17 fiscal year (2016 tax year) was passed by the KISD Board of Trustees on August 25, 2016.

Collections for the 2016 tax year and for the 2016-17 fiscal year began October 1, 2016.

As of August 31, 2017, the current year (2016) adjusted tax levy is \$228,650,262.

Through August 31, 2017, 99.46% or \$227,431,763 of the 2016 adjusted levy has been collected (October 2016-August 2017).

The balance to be collected of the 2016 adjusted levy is \$1,218,499.

Delinquent taxes to be collected from prior year levies total \$2,235,916.

Respectfully submitted,

Kristin Williams, CPA  
Director of Finance



KELLER INDEPENDENT SCHOOL DISTRICT  
PROPERTY TAX COLLECTIONS  
THROUGH AUGUST 31, 2017

Last 10 Years	Tax Rates		Assessed/Appraised Value for School Tax Purposes	Delinquent Tax Beginning Balance 9/1/2016	Current Year's Total Levy	Maintenance Collections	Debt Service Collections	Entire Year's Adjustments	Ending Balance 8/31/2017
	Maintenance	Debt Service							
2006 and prior years	Various	Various	Various	582,592.40		911.23	186.63	(92,352.11)	489,142.43
2007	1.0400	0.3174	\$ 9,482,514,598	99,783.50		1,885.42	575.35	43.97	97,366.70
2008	1.0400	0.3769	\$ 10,212,543,961	156,350.46		3,917.86	1,419.78	43.94	151,056.76
2009	1.0400	0.4463	\$ 10,518,985,594	159,685.78		1,257.69	539.66	(179.04)	157,709.39
2010	1.0400	0.4906	\$ 10,838,009,000	206,661.33		26,740.32	12,614.40	(8,596.49)	158,710.12
2011	1.0400	0.5000	\$ 11,200,638,123	221,067.10		56,777.62	27,297.22	20,459.48	157,451.74
2012	1.0400	0.5000	\$ 11,303,854,760	207,259.10		78,331.34	37,659.63	90,779.70	182,047.83
2013	1.0400	0.5000	\$ 11,925,386,754	242,730.44		91,382.64	43,934.34	84,870.33	192,283.79
2014	1.0400	0.5000	\$ 12,950,447,900	400,070.59		103,334.53	49,680.51	(65,550.53)	181,505.02
2015	1.0400	0.5000	\$ 12,902,894,457	849,501.24		265,717.74	127,749.46	12,607.95	468,641.99
2016	1.0400	0.4800	\$ 14,963,935,148	-	\$ 222,329,839.93	155,611,210.36	71,820,552.84	6,320,422.68	1,218,499.41
				<u>\$ 3,125,701.94</u>	<u>\$ 222,329,839.93</u>	<u>\$ 156,241,466.75</u>	<u>\$ 72,122,209.82</u>	<u>\$ 6,362,549.88</u>	<u>\$ 3,454,415.18</u>

Note: Total collections from September 1, 2016 through current month compared to current year levy net total adjustments equals a collection rate of: 99.47%