

## KELLER INDEPENDENT SCHOOL DISTRICT

*The community of Keller ISD will educate our students to achieve their highest standards of performance by engaging them in exceptional opportunities.*

---

### **PROPERTY TAX COLLECTIONS FOR THE MONTH OF JULY 2018**

The Tax Levy Ordinance for the 2018-19 fiscal year (2018 tax year) was passed by the KISD Board of Trustees on June 11, 2018. Collections for the 2018 tax year will begin October 1, 2018.

Collections for the 2017 tax year and for the 2017-18 fiscal year began October 1, 2017 and will continue through September 30, 2018.

As of July 31, 2018, the current year (2017) adjusted tax levy is \$253,163,267.

Through July 31, 2018, 99.56% or \$252,052,691 of the 2017 adjusted levy has been collected (October 2017 – July 31, 2018).

The balance to be collected of the 2017 adjusted levy is \$1,110,576.

Delinquent taxes to be collected from prior year levies total \$2,231,975.


Respectfully submitted,

Anita Crabill  
Treasury Services Coordinator

KELLER INDEPENDENT SCHOOL DISTRICT  
PROPERTY TAX COLLECTIONS  
THROUGH JULY 31, 2018

Last 10 Years	Tax Rates		Assessed/Appraised Value for School Tax Purposes	Delinquent Tax Beginning Balance 7/1/2018	Current Year's Total Levy	Maintenance Collections	Debt Service Collections	Entire Year's Adjustments	Ending Balance 7/31/2018
	Maintenance	Debt Service							
2009 and prior years	Various	Various	Various	727,254.29	-	0.00	0.00	0.00	727,254.29
2010 (2009)	1.0400	0.4463	\$ 10,518,985,594	152,218.87	-	0.00	0.00	0.00	152,218.87
2011 (2010)	1.0400	0.4906	\$ 10,838,009,000	154,259.52	-	988.00	466.06	0.00	152,805.47
2012 (2011)	1.0400	0.5000	\$ 11,200,638,123	148,115.99	-	780.00	375.00	0.00	146,960.99
2013 (2012)	1.0400	0.5000	\$ 11,303,854,760	142,096.32	-	934.86	449.45	0.00	140,928.93
2014 (2013)	1.0400	0.5000	\$ 11,925,386,754	183,127.28	-	3,951.53	1,899.74	0.32	177,765.11
2015 (2014)	1.0400	0.5000	\$ 12,950,447,900	163,676.27	-	4,172.53	2,005.98	(1,094.54)	157,984.74
2016 (2015)	1.0400	0.5000	\$ 12,902,894,457	222,463.17	-	7,389.96	3,552.83	(2,645.22)	212,571.83
2017 (2016)	1.0400	0.4800	\$ 14,963,935,148	382,810.75	-	(8,901.40)	(4,108.27)	(43,906.86)	363,484.30
2018 (2017)	1.0400	0.4800	\$ 16,498,543,735	2,591,601.43	-	846,364.45	390,628.70	(479,519.50)	1,110,576.39
2019 (2018)	1.1700	0.3400		-	See Note				
				<u>\$ 4,867,623.89</u>	<u>\$ -</u>	<u>\$ 797,722.94</u>	<u>\$ 368,471.90</u>	<u>\$ (358,878.13)</u>	<u>\$ 3,342,550.92</u>

Note: Collection of 2018 Tax Levy begins October 1, 2018.



## KELLER INDEPENDENT SCHOOL DISTRICT

*The community of Keller ISD will educate our students to achieve their highest standards of performance by engaging them in exceptional opportunities.*

---

### **PROPERTY TAX COLLECTIONS FOR THE MONTH OF AUGUST 2018**

The Tax Levy Ordinance for the 2018-19 fiscal year (2018 tax year) was passed by the KISD Board of Trustees on June 11, 2018. Collections for the 2018 tax year will begin October 1, 2018.

Collections for the 2017 tax year and for the 2017-18 fiscal year began October 1, 2017 and will continue through September 30, 2018.

As of August 31, 2018, the current year (2017) adjusted tax levy is \$253,016,948.

Through August 31, 2018, 99.65% or \$252,141,859 of the 2017 adjusted levy has been collected (October 2017 – August 31, 2018).

The balance to be collected of the 2017 adjusted levy is \$875,089.

Delinquent taxes to be collected from prior year levies total \$2,214,420.


Respectfully submitted,

Anita Crabill  
Treasury Services Coordinator

KELLER INDEPENDENT SCHOOL DISTRICT  
PROPERTY TAX COLLECTIONS  
THROUGH AUGUST 31, 2018

Last 10 Years	Tax Rates		Assessed/Appraised Value for School Tax Purposes	Delinquent Tax Beginning Balance 7/1/2018	Current Year's Total Levy	Maintenance Collections	Debt Service Collections	Entire Year's Adjustments	Ending Balance 8/31/2018
	Maintenance	Debt Service							
2009 and prior years	Various	Various	Various	727,254.29	-	0.00	0.00	0.00	727,254.29
2010 (2009)	1.0400	0.4463	\$ 10,518,985,594	152,218.87	-	0.00	0.00	0.00	152,218.87
2011 (2010)	1.0400	0.4906	\$ 10,838,009,000	154,259.52	-	988.00	466.06	0.00	152,805.46
2012 (2011)	1.0400	0.5000	\$ 11,200,638,123	148,115.99	-	780.00	375.00	0.00	146,960.99
2013 (2012)	1.0400	0.5000	\$ 11,303,854,760	142,096.32	-	934.86	449.45	0.00	140,712.01
2014 (2013)	1.0400	0.5000	\$ 11,925,386,754	183,127.28	-	3,951.53	1,899.74	0.32	177,276.33
2015 (2014)	1.0400	0.5000	\$ 12,950,447,900	163,676.27	-	4,172.53	2,005.98	(1,094.54)	156,403.22
2016 (2015)	1.0400	0.5000	\$ 12,902,894,457	222,463.17	-	7,389.96	3,552.83	(2,645.22)	208,875.16
2017 (2016)	1.0400	0.4800	\$ 14,963,935,148	382,810.75	-	(8,901.40)	(4,108.27)	(43,906.86)	351,913.56
2018 (2017)	1.0400	0.4800	\$ 16,498,543,735	2,591,601.43	-	846,364.45	390,628.70	(479,519.50)	875,088.78
2019 (2018)	1.1700	0.3400		-	See Note				
				<u>\$ 4,867,623.89</u>	<u>\$ -</u>	<u>\$ 855,679.93</u>	<u>\$ 395,269.49</u>	<u>\$ (527,165.80)</u>	<u>\$ 3,089,508.67</u>

Note: Collection of 2018 Tax Levy begins October 1, 2018.



## KELLER INDEPENDENT SCHOOL DISTRICT

*The community of Keller ISD will educate our students to achieve their highest standards of performance by engaging them in exceptional opportunities.*

---

### **PROPERTY TAX COLLECTIONS FOR THE MONTH OF SEPTEMBER 2018**

The Tax Levy Ordinance for the 2018-19 fiscal year (2018 tax year) was passed by the KISD Board of Trustees on June 11, 2018. Collections for the 2018 tax year will begin October 1, 2018.

Collections for the 2017 tax year and for the 2017-18 fiscal year began October 1, 2017 and will continue through September 30, 2018.

As of September 30, 2018, the current year (2017) adjusted tax levy is \$253,038,050.

Through September 30, 2018, 99.66% or \$252,178,646 of the 2017 adjusted levy has been collected (October 2017 – September 30, 2018).

The balance to be collected of the 2017 adjusted levy is \$859,404.

Delinquent taxes to be collected from prior year levies total \$2,224,239.


Respectfully submitted,

Anita Crabill  
Treasury Services Coordinator

KELLER INDEPENDENT SCHOOL DISTRICT  
PROPERTY TAX COLLECTIONS  
THROUGH SEPTEMBER 30, 2018

Last 10 Years	Tax Rates		Assessed/Appraised Value for School Tax Purposes	Delinquent Tax Beginning Balance 7/1/2018	Current Year's Total Levy	Maintenance Collections	Debt Service Collections	Entire Year's Adjustments	Ending Balance 9/30/2018
	Maintenance	Debt Service							
2009 and prior years	Various	Various	Various	727,254.29	-	(17.44)	(6.32)	0.00	727,278.05
2010 (2009)	1.0400	0.4463	\$ 10,518,985,594	152,218.87	-	(26.79)	(11.49)	0.00	152,257.15
2011 (2010)	1.0400	0.4906	\$ 10,838,009,000	154,259.52	-	988.02	466.07	0.00	152,805.43
2012 (2011)	1.0400	0.5000	\$ 11,200,638,123	148,115.99	-	780.02	375.01	0.00	146,960.96
2013 (2012)	1.0400	0.5000	\$ 11,303,854,760	142,096.32	-	941.09	452.44	0.00	140,702.79
2014 (2013)	1.0400	0.5000	\$ 11,925,386,754	183,127.28	-	16,866.84	8,109.02	22,556.31	180,707.73
2015 (2014)	1.0400	0.5000	\$ 12,950,447,900	163,676.27	-	17,187.62	8,263.21	21,461.78	159,687.22
2016 (2015)	1.0400	0.5000	\$ 12,902,894,457	222,463.17	-	23,145.71	11,127.70	22,458.87	210,648.63
2017 (2016)	1.0400	0.4800	\$ 14,963,935,148	382,810.75	-	9,557.80	4,411.40	(15,650.14)	353,191.41
2018 (2017)	1.0400	0.4800	\$ 16,498,543,735	2,591,601.43	-	871,534.32	402,245.59	(458,417.68)	859,403.84
2019 (2018)	1.1700	0.3400		-	See Note				
				<u>\$ 4,867,623.89</u>	<u>\$ -</u>	<u>\$ 940,957.19</u>	<u>\$ 435,432.63</u>	<u>\$ (407,590.86)</u>	<u>\$ 3,083,643.21</u>

Note: Collection of 2018 Tax Levy begins October 1, 2018.



## KELLER INDEPENDENT SCHOOL DISTRICT

*The community of Keller ISD will educate our students to achieve their highest standards of performance by engaging them in exceptional opportunities.*

---

### **PROPERTY TAX COLLECTIONS FOR THE MONTH OF OCTOBER 2018**

The Tax Levy Ordinance for the 2018-19 fiscal year (2018 tax year) was passed by the KISD Board of Trustees on June 11, 2018.

Collections for the 2018 tax year and for the 2018-19 fiscal year began October 1, 2018 and will continue through September 30, 2019.

As of October 31, 2018, the current year (2018) adjusted tax levy is \$269,858,733.

Through October 31, 2018, 2.84% or \$7,664,193 of the 2018 adjusted levy has been collected (October 2018).

The balance to be collected of the 2018 adjusted levy is \$262,194,540.

Delinquent taxes to be collected from prior year levies total \$2,976,425.

Respectfully submitted,


Anita Crabill  
Treasury Services Coordinator

KELLER INDEPENDENT SCHOOL DISTRICT  
PROPERTY TAX COLLECTIONS  
THROUGH OCTOBER 31, 2018

Last 10 Years	Tax Rates		Assessed/Appraised Value for School Tax Purposes	Delinquent Tax Beginning Balance 7/1/2018	Current Year's Total Levy	Maintenance Collections	Debt Service Collections	Entire Year's Adjustments	Ending Balance 10/31/2018
	Maintenance	Debt Service							
2009 and prior years	Various	Various	Various	727,254.29	-	20.00	7.25	0.00	727,227.04
2010 (2009)	1.0400	0.4463	\$ 10,518,985,594	152,218.87	-	8.57	3.68	0.00	152,206.62
2011 (2010)	1.0400	0.4906	\$ 10,838,009,000	154,259.52	-	994.41	469.09	0.00	152,796.02
2012 (2011)	1.0400	0.5000	\$ 11,200,638,123	148,115.99	-	937.61	450.76	0.00	146,727.62
2013 (2012)	1.0400	0.5000	\$ 11,303,854,760	142,096.32	-	1,062.93	511.02	0.00	140,522.37
2014 (2013)	1.0400	0.5000	\$ 11,925,386,754	183,127.28	-	20,111.50	9,668.98	26,274.92	179,621.72
2015 (2014)	1.0400	0.5000	\$ 12,950,447,900	163,676.27	-	22,359.63	10,749.72	25,172.79	155,739.71
2016 (2015)	1.0400	0.5000	\$ 12,902,894,457	222,463.17	-	30,051.42	14,447.66	26,170.42	204,134.51
2017 (2016)	1.0400	0.4800	\$ 14,963,935,148	382,810.75	-	20,968.07	9,677.59	(26,095.38)	326,069.71
2018 (2017)	1.0400	0.4800	\$ 16,498,543,735	2,591,601.43	-	824,714.06	380,636.23	(594,871.80)	791,379.34
2019 (2018)	1.1700	0.3400	\$ 18,404,740,923	-	269,305,252.06	5,938,480.71	1,725,712.38	553,481.32	262,194,540.29
				<u>\$ 4,867,623.89</u>	<u>\$ 269,305,252.06</u>	<u>\$ 6,859,708.91</u>	<u>\$ 2,152,334.36</u>	<u>\$ 10,132.27</u>	<u>\$ 265,170,964.95</u>

Note: Total collections from July 1, 2018 through current month compared to current year levy net total adjustments equals a collection rate of: 2.84%





## KELLER INDEPENDENT SCHOOL DISTRICT

*The community of Keller ISD will educate our students to achieve their highest standards of performance by engaging them in exceptional opportunities.*

---

### **PROPERTY TAX COLLECTIONS FOR THE MONTH OF NOVEMBER 2018**

The Tax Levy Ordinance for the 2018-19 fiscal year (2018 tax year) was passed by the KISD Board of Trustees on June 11, 2018.

Collections for the 2018 tax year and for the 2018-19 fiscal year began October 1, 2018 and will continue through September 30, 2019.

As of November 30, 2018, the current year (2018) adjusted tax levy is \$269,866,576.

Through November 30, 2018, 8.40% or \$22,691,826 of the 2018 adjusted levy has been collected (October – November 2018).

The balance to be collected of the 2018 adjusted levy is \$247,174,750.

Delinquent taxes to be collected from prior year levies total \$3,085,210.


Respectfully submitted,

Anita Crabill  
Treasury Services Coordinator

KELLER INDEPENDENT SCHOOL DISTRICT  
PROPERTY TAX COLLECTIONS  
THROUGH NOVEMBER 30, 2018

Last 10 Years	Tax Rates		Assessed/Appraised Value for School Tax Purposes	Delinquent Tax Beginning Balance 7/1/2018	Current Year's Total Levy	Maintenance Collections	Debt Service Collections	Entire Year's Adjustments	Ending Balance 11/30/2018
	Maintenance	Debt Service							
2009 and prior years	Various	Various	Various	727,254.29	-	20.00	7.25	0.00	727,227.04
2010 (2009)	1.0400	0.4463	\$ 10,518,985,594	152,218.87	-	8.57	3.68	0.00	152,206.62
2011 (2010)	1.0400	0.4906	\$ 10,838,009,000	154,259.52	-	959.75	452.74	(51.01)	152,796.02
2012 (2011)	1.0400	0.5000	\$ 11,200,638,123	148,115.99	-	902.95	434.09	(51.33)	146,727.62
2013 (2012)	1.0400	0.5000	\$ 11,303,854,760	142,096.32	-	1,034.45	497.32	(51.33)	140,513.22
2014 (2013)	1.0400	0.5000	\$ 11,925,386,754	183,127.28	-	20,096.08	9,661.55	47,721.40	201,091.05
2015 (2014)	1.0400	0.5000	\$ 12,950,447,900	163,676.27	-	22,596.18	10,863.43	46,622.96	176,839.62
2016 (2015)	1.0400	0.5000	\$ 12,902,894,457	222,463.17	-	30,882.73	14,847.32	50,934.80	227,667.92
2017 (2016)	1.0400	0.4800	\$ 14,963,935,148	382,810.75	-	9,692.00	4,473.26	9,867.21	378,512.70
2018 (2017)	1.0400	0.4800	\$ 16,498,543,735	2,591,601.43	-	836,654.26	386,147.14	(587,171.58)	781,628.45
2019 (2018)	1.1700	0.3400	\$ 18,404,740,923	-	269,305,252.06	17,582,407.98	5,109,417.77	561,323.77	247,174,750.08
				<u>\$ 4,867,623.89</u>	<u>\$ 269,305,252.06</u>	<u>\$ 18,505,254.95</u>	<u>\$ 5,536,805.55</u>	<u>\$ 129,144.89</u>	<u>\$ 250,259,960.34</u>

Note: Total collections from July 1, 2018 through current month compared to current year levy net total adjustments equals a collection rate of: 8.41%



## KELLER INDEPENDENT SCHOOL DISTRICT

*The community of Keller ISD will educate our students to achieve their highest standards of performance by engaging them in exceptional opportunities.*

---

### **PROPERTY TAX COLLECTIONS FOR THE MONTH OF DECEMBER 2018**

The Tax Levy Ordinance for the 2018-19 fiscal year (2018 tax year) was passed by the KISD Board of Trustees on June 11, 2018.

Collections for the 2018 tax year and for the 2018-19 fiscal year began October 1, 2018 and will continue through September 30, 2019.

As of December 31, 2018, the current year (2018) adjusted tax levy is \$272,191,669.

Through December 31, 2018, 61.53% or \$167,504,898 of the 2018 adjusted levy has been collected (October – December 2018).

The balance to be collected of the 2018 adjusted levy is \$104,686,771.

Delinquent taxes to be collected from prior year levies total \$3,025,161.


Respectfully submitted,

Anita Crabill  
Treasury Services Coordinator

KELLER INDEPENDENT SCHOOL DISTRICT  
PROPERTY TAX COLLECTIONS  
THROUGH DECEMBER 31, 2018

Last 10 Years	Tax Rates		Assessed/Appraised Value for School Tax Purposes	Delinquent Tax Beginning Balance 7/1/2018	Current Year's Total Levy	Maintenance Collections	Debt Service Collections	Entire Year's Adjustments	Ending Balance 12/31/2018
	Maintenance	Debt Service							
2009 and prior years	Various	Various	Various	727,254.29	-	156.97	38.23	0.00	727,059.09
2010 (2009)	1.0400	0.4463	\$ 10,518,985,594	152,218.87	-	19.01	8.16	0.00	152,191.70
2011 (2010)	1.0400	0.4906	\$ 10,838,009,000	154,259.52	-	959.95	452.83	(51.01)	152,795.73
2012 (2011)	1.0400	0.5000	\$ 11,200,638,123	148,115.99	-	903.44	434.32	(51.33)	146,726.90
2013 (2012)	1.0400	0.5000	\$ 11,303,854,760	142,096.32	-	1,034.65	497.42	(51.33)	140,512.92
2014 (2013)	1.0400	0.5000	\$ 11,925,386,754	183,127.28	-	20,207.44	9,715.10	48,836.42	202,041.16
2015 (2014)	1.0400	0.5000	\$ 12,950,447,900	163,676.27	-	23,053.60	11,083.33	49,010.01	178,549.35
2016 (2015)	1.0400	0.5000	\$ 12,902,894,457	222,463.17	-	30,754.51	14,785.66	50,838.41	227,761.41
2017 (2016)	1.0400	0.4800	\$ 14,963,935,148	382,810.75	-	(13,595.29)	(6,274.67)	(39,731.72)	362,948.99
2018 (2017)	1.0400	0.4800	\$ 16,498,543,735	2,591,601.43	-	874,338.50	403,539.88	(579,149.39)	734,573.66
2019 (2018)	1.1700	0.3400	\$ 18,404,740,923	-	269,305,252.06	129,788,563.99	37,716,333.76	2,886,416.88	104,686,771.19
				<u>\$ 4,867,623.89</u>	<u>\$ 269,305,252.06</u>	<u>\$ 130,726,396.77</u>	<u>\$ 38,150,614.02</u>	<u>\$ 2,416,066.94</u>	<u>\$ 107,711,932.10</u>

Note: Total collections from July 1, 2018 through current month compared to current year levy net total adjustments equals a collection rate of: 61.54%



## KELLER INDEPENDENT SCHOOL DISTRICT

*The community of Keller ISD will educate our students to achieve their highest standards of performance by engaging them in exceptional opportunities.*

---

### **PROPERTY TAX COLLECTIONS FOR THE MONTH OF JANUARY 2019**

The Tax Levy Ordinance for the 2018-19 fiscal year (2018 tax year) was passed by the KISD Board of Trustees on June 11, 2018.

Collections for the 2018 tax year and for the 2018-19 fiscal year began October 1, 2018 and will continue through September 30, 2019.

As of January 31, 2019, the current year (2018) adjusted tax levy is \$272,337,960.

Through January 31, 2019, 89.85% or \$244,701,798 of the 2018 adjusted levy has been collected (October 2018 – January 2019).

The balance to be collected of the 2018 adjusted levy is \$27,636,162.

Delinquent taxes to be collected from prior year levies total \$2,579,471.


Respectfully submitted,

Anita Crabill  
Treasury Services Coordinator

KELLER INDEPENDENT SCHOOL DISTRICT  
PROPERTY TAX COLLECTIONS  
THROUGH JANUARY 31, 2019

Last 10 Years	Tax Rates		Assessed/Appraised Value for School Tax Purposes	Delinquent Tax Beginning Balance 7/1/2018	Current Year's Total Levy	Maintenance Collections	Debt Service Collections	Entire Year's Adjustments	Ending Balance 1/31/2019
	Maintenance	Debt Service							
2009 and prior years	Various	Various	Various	727,254.29	-	5,759.28	1,877.21	0.00	719,617.80
2010 (2009)	1.0400	0.4463	\$ 10,518,985,594	152,218.87	-	247.01	106.00	(7.63)	151,858.23
2011 (2010)	1.0400	0.4906	\$ 10,838,009,000	154,259.52	-	1,181.36	557.28	(73.97)	152,446.91
2012 (2011)	1.0400	0.5000	\$ 11,200,638,123	148,115.99	-	1,123.49	540.11	(74.43)	146,377.96
2013 (2012)	1.0400	0.5000	\$ 11,303,854,760	142,096.32	-	(9,039.34)	(4,345.84)	(15,416.21)	140,065.29
2014 (2013)	1.0400	0.5000	\$ 11,925,386,754	183,127.28	-	42,687.36	20,522.78	45,086.52	165,003.66
2015 (2014)	1.0400	0.5000	\$ 12,950,447,900	163,676.27	-	44,568.05	21,426.81	44,301.55	141,982.96
2016 (2015)	1.0400	0.5000	\$ 12,902,894,457	222,463.17	-	55,475.47	26,670.72	49,162.68	189,479.66
2017 (2016)	1.0400	0.4800	\$ 14,963,935,148	382,810.75	-	32,932.47	15,199.69	(66,281.10)	268,397.49
2018 (2017)	1.0400	0.4800	\$ 16,498,543,735	2,591,601.43	-	977,103.27	450,969.76	(659,287.82)	504,240.58
2019 (2018)	1.1700	0.3400	\$ 18,404,740,923	-	269,305,252.06	189,603,380.69	55,098,417.14	3,032,708.10	27,636,162.33
				<u>\$ 4,867,623.89</u>	<u>\$ 269,305,252.06</u>	<u>\$ 190,755,419.11</u>	<u>\$ 55,631,941.66</u>	<u>\$ 2,430,117.69</u>	<u>\$ 30,215,632.87</u>

Note: Total collections from July 1, 2018 through current month compared to current year levy net total adjustments equals a collection rate of: 89.85%



## KELLER INDEPENDENT SCHOOL DISTRICT

*The community of Keller ISD will educate our students to achieve their highest standards of performance by engaging them in exceptional opportunities.*

---

### **PROPERTY TAX COLLECTIONS FOR THE MONTH OF FEBRUARY 2019**

The Tax Levy Ordinance for the 2018-19 fiscal year (2018 tax year) was passed by the KISD Board of Trustees on June 11, 2018.

Collections for the 2018 tax year and for the 2018-19 fiscal year began October 1, 2018 and will continue through September 30, 2019.

As of February 28, 2019, the current year (2018) adjusted tax levy is \$271,982,070.

Through February 28, 2019, 95.51% or \$259,781,155 of the 2018 adjusted levy has been collected (October 2018 – February 2019).

The balance to be collected of the 2018 adjusted levy is \$12,200,915.

Delinquent taxes to be collected from prior year levies total \$2,529,851.

Respectfully submitted,


Anita Crabill  
Treasury Services Coordinator

KELLER INDEPENDENT SCHOOL DISTRICT  
PROPERTY TAX COLLECTIONS  
THROUGH FEBRUARY 28, 2019

Last 10 Years	Tax Rates		Assessed/Appraised Value for School Tax Purposes	Delinquent Tax Beginning Balance 7/1/2018	Current Year's Total Levy	Maintenance Collections	Debt Service Collections	Entire Year's Adjustments	Ending Balance 2/28/2019
	Maintenance	Debt Service							
2009 and prior years	Various	Various	Various	727,254.29	-	5,759.82	1,877.21	0.00	719,617.26
2010 (2009)	1.0400	0.4463	\$ 10,518,985,594	152,218.87	-	247.10	106.00	(7.63)	151,858.14
2011 (2010)	1.0400	0.4906	\$ 10,838,009,000	154,259.52	-	5,438.63	2,565.61	(73.97)	146,181.31
2012 (2011)	1.0400	0.5000	\$ 11,200,638,123	148,115.99	-	5,350.31	2,572.28	(74.43)	140,118.97
2013 (2012)	1.0400	0.5000	\$ 11,303,854,760	142,096.32	-	(6,283.98)	(3,021.09)	(30,743.21)	120,658.18
2014 (2013)	1.0400	0.5000	\$ 11,925,386,754	183,127.28	-	45,172.72	21,717.71	28,534.32	144,771.17
2015 (2014)	1.0400	0.5000	\$ 12,950,447,900	163,676.27	-	47,059.97	22,624.91	44,018.41	138,009.80
2016 (2015)	1.0400	0.5000	\$ 12,902,894,457	222,463.17	-	58,063.42	27,914.97	49,671.64	186,156.42
2017 (2016)	1.0400	0.4800	\$ 14,963,935,148	382,810.75	-	24,315.50	11,222.71	(76,626.40)	270,646.14
2018 (2017)	1.0400	0.4800	\$ 16,498,543,735	2,591,601.43	-	952,781.63	439,744.46	(687,241.64)	511,833.70
2019 (2018)	1.1700	0.3400	\$ 18,404,740,923	-	269,305,252.06	201,287,386.34	58,493,769.03	2,676,817.65	12,200,914.34
				<u>\$ 4,867,623.89</u>	<u>\$ 269,305,252.06</u>	<u>\$ 202,425,291.46</u>	<u>\$ 59,021,093.80</u>	<u>\$ 2,004,274.74</u>	<u>\$ 14,730,765.43</u>

Note: Total collections from July 1, 2018 through current month compared to current year levy net total adjustments equals a collection rate of: 95.51%





## KELLER INDEPENDENT SCHOOL DISTRICT

*The community of Keller ISD will educate our students to achieve their highest standards of performance by engaging them in exceptional opportunities.*

---

### **PROPERTY TAX COLLECTIONS FOR THE MONTH OF MARCH 2019**

The Tax Levy Ordinance for the 2018-19 fiscal year (2018 tax year) was passed by the KISD Board of Trustees on June 11, 2018.

Collections for the 2018 tax year and for the 2018-19 fiscal year began October 1, 2018 and will continue through September 30, 2019.

As of March 31, 2019, the current year (2018) adjusted tax levy is \$271,752,225.

Through March 31, 2019, 96.27% or \$261,621,368 of the 2018 adjusted levy has been collected (October 2018 – March 2019).

The balance to be collected of the 2018 adjusted levy is \$10,130,857.

Delinquent taxes to be collected from prior year levies total \$2,415,474.


Respectfully submitted,

Anita Crabill  
Treasury Services Coordinator

KELLER INDEPENDENT SCHOOL DISTRICT  
PROPERTY TAX COLLECTIONS  
THROUGH MARCH 31, 2019

Last 10 Years	Tax Rates		Assessed/Appraised Value for School Tax Purposes	Delinquent Tax Beginning Balance 7/1/2018	Current Year's Total Levy	Maintenance Collections	Debt Service Collections	Entire Year's Adjustments	Ending Balance 3/31/2019
	Maintenance	Debt Service							
2009 and prior years	Various	Various	Various	727,254.29	-	5,759.86	1,877.21	0.00	719,617.22
2010 (2009)	1.0400	0.4463	\$ 10,518,985,594	152,218.87	-	247.12	106.00	(7.63)	151,858.12
2011 (2010)	1.0400	0.4906	\$ 10,838,009,000	154,259.52	-	5,472.86	2,581.77	(73.97)	146,130.92
2012 (2011)	1.0400	0.5000	\$ 11,200,638,123	148,115.99	-	5,381.53	2,587.30	(74.43)	140,072.73
2013 (2012)	1.0400	0.5000	\$ 11,303,854,760	142,096.32	-	(6,190.50)	(2,976.15)	(30,743.21)	120,519.76
2014 (2013)	1.0400	0.5000	\$ 11,925,386,754	183,127.28	-	45,574.43	21,910.91	28,534.32	144,176.26
2015 (2014)	1.0400	0.5000	\$ 12,950,447,900	163,676.27	-	48,153.54	23,150.71	45,315.67	137,687.69
2016 (2015)	1.0400	0.5000	\$ 12,902,894,457	222,463.17	-	59,283.33	28,501.51	36,966.14	171,644.47
2017 (2016)	1.0400	0.4800	\$ 14,963,935,148	382,810.75	-	21,820.55	10,071.28	(94,776.59)	256,142.33
2018 (2017)	1.0400	0.4800	\$ 16,498,543,735	2,591,601.43	-	969,443.48	447,434.64	(747,098.99)	427,624.32
2019 (2018)	1.1700	0.3400	\$ 18,404,740,923	-	269,305,252.06	202,713,246.81	58,908,121.53	2,446,972.91	10,130,856.63
				<u>\$ 4,867,623.89</u>	<u>\$ 269,305,252.06</u>	<u>\$ 203,868,193.01</u>	<u>\$ 59,443,366.71</u>	<u>\$ 1,685,014.22</u>	<u>\$ 12,546,330.45</u>

Note: Total collections from July 1, 2018 through current month compared to current year levy net total adjustments equals a collection rate of: 96.27%



## KELLER INDEPENDENT SCHOOL DISTRICT

*The community of Keller ISD will educate our students to achieve their highest standards of performance by engaging them in exceptional opportunities.*

---

### **PROPERTY TAX COLLECTIONS FOR THE MONTH OF APRIL 2019**

The Tax Levy Ordinance for the 2018-19 fiscal year (2018 tax year) was passed by the KISD Board of Trustees on June 11, 2018.

Collections for the 2018 tax year and for the 2018-19 fiscal year began October 1, 2018 and will continue through September 30, 2019.

As of April 30, 2019, the current year (2018) adjusted tax levy is \$271,356,664.

Through April 30, 2019, 96.79% or \$262,658,619 of the 2018 adjusted levy has been collected (October 2018 – April 2019).

The balance to be collected of the 2018 adjusted levy is \$8,698,045.

Delinquent taxes to be collected from prior year levies total \$2,340,096.


Respectfully submitted,

Anita Crabill  
Treasury Services Coordinator

KELLER INDEPENDENT SCHOOL DISTRICT  
PROPERTY TAX COLLECTIONS  
THROUGH APRIL 30, 2019

Last 10 Years	Tax Rates		Assessed/Appraised Value for School Tax Purposes	Delinquent Tax Beginning Balance 7/1/2018	Current Year's Total Levy	Maintenance Collections	Debt Service Collections	Entire Year's Adjustments	Ending Balance 4/30/2019
	Maintenance	Debt Service							
2009 and prior years	Various	Various	Various	727,254.29	-	5,760.04	1,877.21	(68,191.34)	651,425.70
2010 (2009)	1.0400	0.4463	\$ 10,518,985,594	152,218.87	-	247.16	106.00	(7.63)	151,858.08
2011 (2010)	1.0400	0.4906	\$ 10,838,009,000	154,259.52	-	5,472.91	2,581.82	(73.97)	146,130.82
2012 (2011)	1.0400	0.5000	\$ 11,200,638,123	148,115.99	-	5,381.58	2,587.35	(74.43)	140,072.63
2013 (2012)	1.0400	0.5000	\$ 11,303,854,760	142,096.32	-	(6,170.72)	(2,966.61)	(30,743.21)	120,490.44
2014 (2013)	1.0400	0.5000	\$ 11,925,386,754	183,127.28	-	47,102.94	22,645.79	19,369.59	132,748.14
2015 (2014)	1.0400	0.5000	\$ 12,950,447,900	163,676.27	-	48,569.97	23,350.96	45,038.43	136,793.77
2016 (2015)	1.0400	0.5000	\$ 12,902,894,457	222,463.17	-	60,938.60	29,297.35	43,817.81	176,045.03
2017 (2016)	1.0400	0.4800	\$ 14,963,935,148	382,810.75	-	10,008.69	4,619.74	(84,470.86)	283,711.46
2018 (2017)	1.0400	0.4800	\$ 16,498,543,735	2,591,601.43	-	980,828.57	452,689.44	(757,263.01)	400,820.41
2019 (2018)	1.1700	0.3400	\$ 18,404,740,923	-	269,305,252.06	203,516,944.57	59,141,674.51	2,051,411.89	8,698,044.87
				<u>\$ 4,867,623.89</u>	<u>\$ 269,305,252.06</u>	<u>\$ 204,675,084.31</u>	<u>\$ 59,678,463.56</u>	<u>\$ 1,218,813.27</u>	<u>\$ 11,038,141.35</u>

Note: Total collections from July 1, 2018 through current month compared to current year levy net total adjustments equals a collection rate of: 96.79%



## KELLER INDEPENDENT SCHOOL DISTRICT

*The community of Keller ISD will educate our students to achieve their highest standards of performance by engaging them in exceptional opportunities.*

---

### **PROPERTY TAX COLLECTIONS FOR THE MONTH OF MAY 2019**

The Tax Levy Ordinance for the 2018-19 fiscal year (2018 tax year) was passed by the KISD Board of Trustees on June 11, 2018.

Collections for the 2018 tax year and for the 2018-19 fiscal year began October 1, 2018 and will continue through September 30, 2019.

As of May 31, 2019, the current year (2018) adjusted tax levy is \$270,968,249.

Through May 31, 2019, 97.33% or \$263,747,578 of the 2018 adjusted levy has been collected (October 2018 – May 2019).

The balance to be collected of the 2018 adjusted levy is \$7,220,671.

Delinquent taxes to be collected from prior year levies total \$2,293,954.


Respectfully submitted,

Anita Crabill  
Treasury Services Coordinator

KELLER INDEPENDENT SCHOOL DISTRICT  
PROPERTY TAX COLLECTIONS  
THROUGH MAY 31, 2019

Last 10 Years	Tax Rates		Assessed/Appraised Value for School Tax Purposes	Delinquent Tax Beginning Balance 7/1/2018	Current Year's Total Levy	Maintenance Collections	Debt Service Collections	Entire Year's Adjustments	Ending Balance 5/31/2019
	Maintenance	Debt Service							
2009 and prior years	Various	Various	Various	727,254.29	-	5,760.04	1,877.21	(68,191.34)	651,425.70
2010 (2009)	1.0400	0.4463	\$ 10,518,985,594	152,218.87	-	247.16	106.00	(7.63)	151,858.08
2011 (2010)	1.0400	0.4906	\$ 10,838,009,000	154,259.52	-	5,472.91	2,581.82	(73.97)	146,130.82
2012 (2011)	1.0400	0.5000	\$ 11,200,638,123	148,115.99	-	5,381.58	2,587.35	(74.43)	140,072.63
2013 (2012)	1.0400	0.5000	\$ 11,303,854,760	142,096.32	-	(6,058.29)	(2,912.55)	(30,743.21)	120,323.95
2014 (2013)	1.0400	0.5000	\$ 11,925,386,754	183,127.28	-	39,675.32	19,074.82	19,369.59	143,746.73
2015 (2014)	1.0400	0.5000	\$ 12,950,447,900	163,676.27	-	48,493.33	23,314.13	50,316.09	142,184.90
2016 (2015)	1.0400	0.5000	\$ 12,902,894,457	222,463.17	-	67,285.01	32,348.50	48,786.45	171,616.11
2017 (2016)	1.0400	0.4800	\$ 14,963,935,148	382,810.75	-	21,996.70	10,152.66	(80,569.22)	270,092.17
2018 (2017)	1.0400	0.4800	\$ 16,498,543,735	2,591,601.43	-	999,263.82	461,197.97	(774,637.17)	356,502.47
2019 (2018)	1.1700	0.3400	\$ 18,404,740,923	-	269,305,252.06	204,360,707.56	59,386,870.43	1,662,996.63	7,220,670.70
				<u>\$ 4,867,623.89</u>	<u>\$ 269,305,252.06</u>	<u>\$ 205,548,225.14</u>	<u>\$ 59,937,198.34</u>	<u>\$ 827,171.79</u>	<u>\$ 9,514,624.26</u>

Note: Total collections from July 1, 2018 through current month compared to current year levy net total adjustments equals a collection rate of: 97.34%



## KELLER INDEPENDENT SCHOOL DISTRICT

*The community of Keller ISD will educate our students to achieve their highest standards of performance by engaging them in exceptional opportunities.*

---

### **PROPERTY TAX COLLECTIONS FOR THE MONTH OF JUNE 2019**

The Tax Levy Ordinance for the 2018-19 fiscal year (2018 tax year) was passed by the KISD Board of Trustees on June 11, 2018.

Collections for the 2018 tax year and for the 2018-19 fiscal year began October 1, 2018 and will continue through September 30, 2019.

As of June 30, 2019, the current year (2018) adjusted tax levy is \$270,769,189.

Through June 30, 2019, 98.89% or \$267,780,670 of the 2018 adjusted levy has been collected (October 2018 – June 2019).

The balance to be collected of the 2018 adjusted levy is \$2,988,519.

Delinquent taxes to be collected from prior year levies total \$2,254,490.

Respectfully submitted,

Anita Crabill  
Treasury Services Coordinator

KELLER INDEPENDENT SCHOOL DISTRICT  
PROPERTY TAX COLLECTIONS  
THROUGH JUNE 30, 2019

Last 10 Years	Tax Rates		Assessed/Appraised Value for School Tax Purposes	Delinquent Tax Beginning Balance 7/1/2018	Current Year's Total Levy	Maintenance Collections	Debt Service Collections	Entire Year's Adjustments	Ending Balance 6/30/2019
	Maintenance	Debt Service							
2009 and prior years	Various	Various	Various	727,254.29	-	5,783.21	1,988.96	(68,191.34)	651,290.78
2010 (2009)	1.0400	0.4463	\$ 10,518,985,594	152,218.87	-	247.16	106.00	(7.63)	151,858.08
2011 (2010)	1.0400	0.4906	\$ 10,838,009,000	154,259.52	-	5,472.91	2,581.82	(73.97)	146,130.82
2012 (2011)	1.0400	0.5000	\$ 11,200,638,123	148,115.99	-	5,381.58	2,587.35	(74.43)	140,072.63
2013 (2012)	1.0400	0.5000	\$ 11,303,854,760	142,096.32	-	(5,958.31)	(2,864.49)	(31,975.21)	118,943.91
2014 (2013)	1.0400	0.5000	\$ 11,925,386,754	183,127.28	-	39,688.86	19,081.33	19,369.59	143,726.68
2015 (2014)	1.0400	0.5000	\$ 12,950,447,900	163,676.27	-	48,760.37	23,442.51	35,147.55	126,620.94
2016 (2015)	1.0400	0.5000	\$ 12,902,894,457	222,463.17	-	67,323.98	32,367.22	46,247.40	169,019.37
2017 (2016)	1.0400	0.4800	\$ 14,963,935,148	382,810.75	-	21,265.74	9,815.28	(78,562.51)	273,167.22
2018 (2017)	1.0400	0.4800	\$ 16,498,543,735	2,591,601.43	-	985,905.85	455,032.72	(1,124,930.22)	25,732.64
2019 (2018)	1.1700	0.3400	\$ 18,404,740,923	-	269,305,252.06	207,177,759.23	60,294,983.66	1,463,937.41	3,296,446.58
				<u>\$ 4,867,623.89</u>	<u>\$ 269,305,252.06</u>	<u>\$ 208,351,630.58</u>	<u>\$ 60,839,122.36</u>	<u>\$ 260,886.64</u>	<u>\$ 5,243,009.65</u>

Note: Total collections from July 1, 2018 through current month compared to current year levy net total adjustments equals a collection rate of: 98.78%