

Keller ISD Community Ambassador Program

Finance Function

KISD Community Ambassador Program

Finance Function



Who We Are:

Mark Youngs -

CFO

Kristin Williams -

Finance

Lori Tudor -

Purchasing

Faith Morbitzer -

Payroll

Hudson Huff -

Facilities



KISD Community Ambassador Program

Finance Function

Primary Responsibilities:

Accounting

Payroll

Prop. Taxes

Financial Reporting

Purchasing

Facilities

Transportation

Budget

Food Service

KISD Community Ambassador Program Finance Function

How many meals a day does Keller ISD serve?

- 7,000
- 14,000
- 24,000
- 55,000

Keller ISD serves 24,000 meals a day.

KISD Community Ambassador Program Finance Function

How many miles in a year do the Keller ISD buses go?

- 500,000
- 1,000,000
- 2,000,000
- 10,000,000

Keller ISD buses drive 2,000,000 miles in a year.

KISD Community Ambassador Program

Finance Function

How do Texas taxpayers rank for the local and state tax burden compared to taxpayers in other states according to the 2011 report by the Tax Foundation? (#1 is the highest taxing state)

- 8
- 15
- 25
- 36
- 47

Texas is ranked 47th in the nation for the highest tax burden.

KISD Community Ambassador Program

Finance Function

Keller ISD has about 3,806 employees

2,539 are teachers and other professional instructional personnel 67% of total

305 are teachers' aides 8% of total

Instructional personnel represent 75% of all District employees

KISD Community Ambassador Program

Finance Function

Keller ISD has almost 35,000 students

The District touches how many cities?

Keller, Fort Worth, Colleyville,
Watauga, North Richland Hills,
Westlake, Haltom City, Hurst
and Southlake (9 cities)

KISD Community Ambassador Program

Finance Function

Keller ISD Property Values:

\$365,000 (Average home in the City of Keller)

\$266,000 (Average home in Keller ISD)

	Net Taxable Value
City of Keller	\$5 Billion
Keller ISD	\$15 Billion

KISD Community Ambassador Program

Finance Function

Due to enrollment growth, Keller ISD opened 22 new buildings in a recent 12 year period

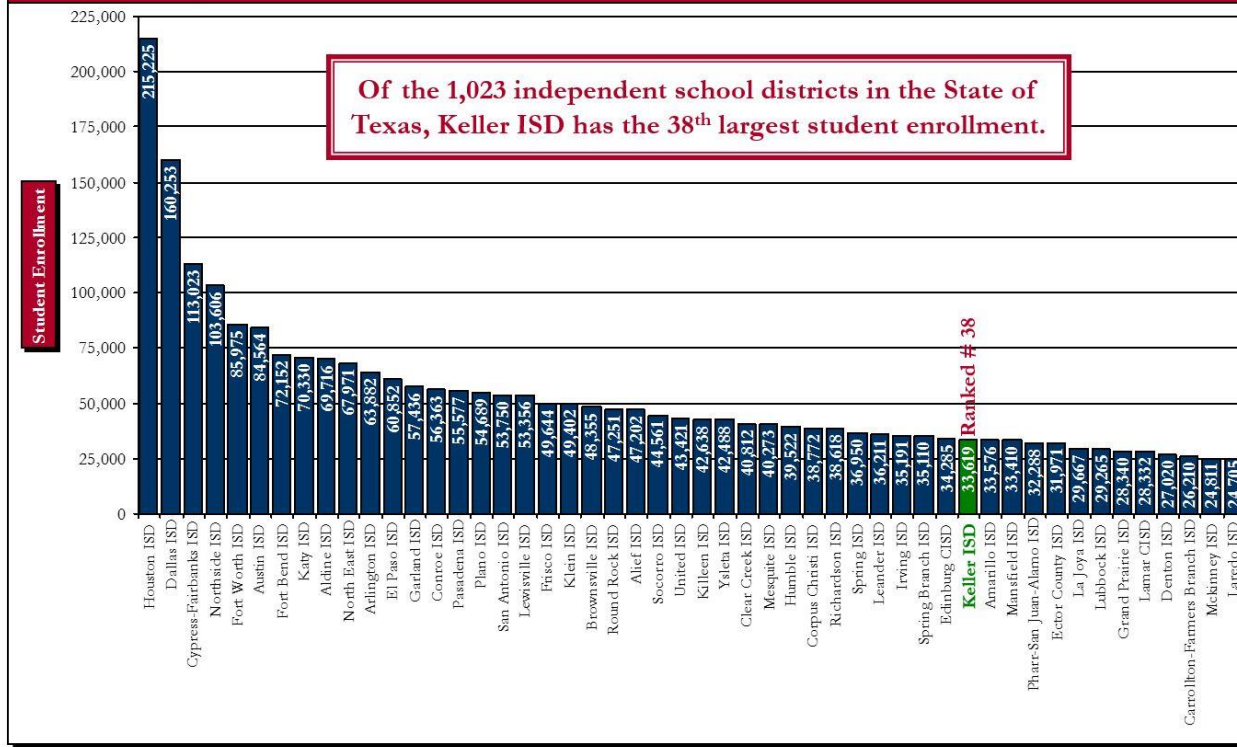
There is slower growth more recently, but over the years there are still increasing enrollment issues, along with ageing facilities

KISD Community Ambassador Program Finance Function



Statewide Comparison

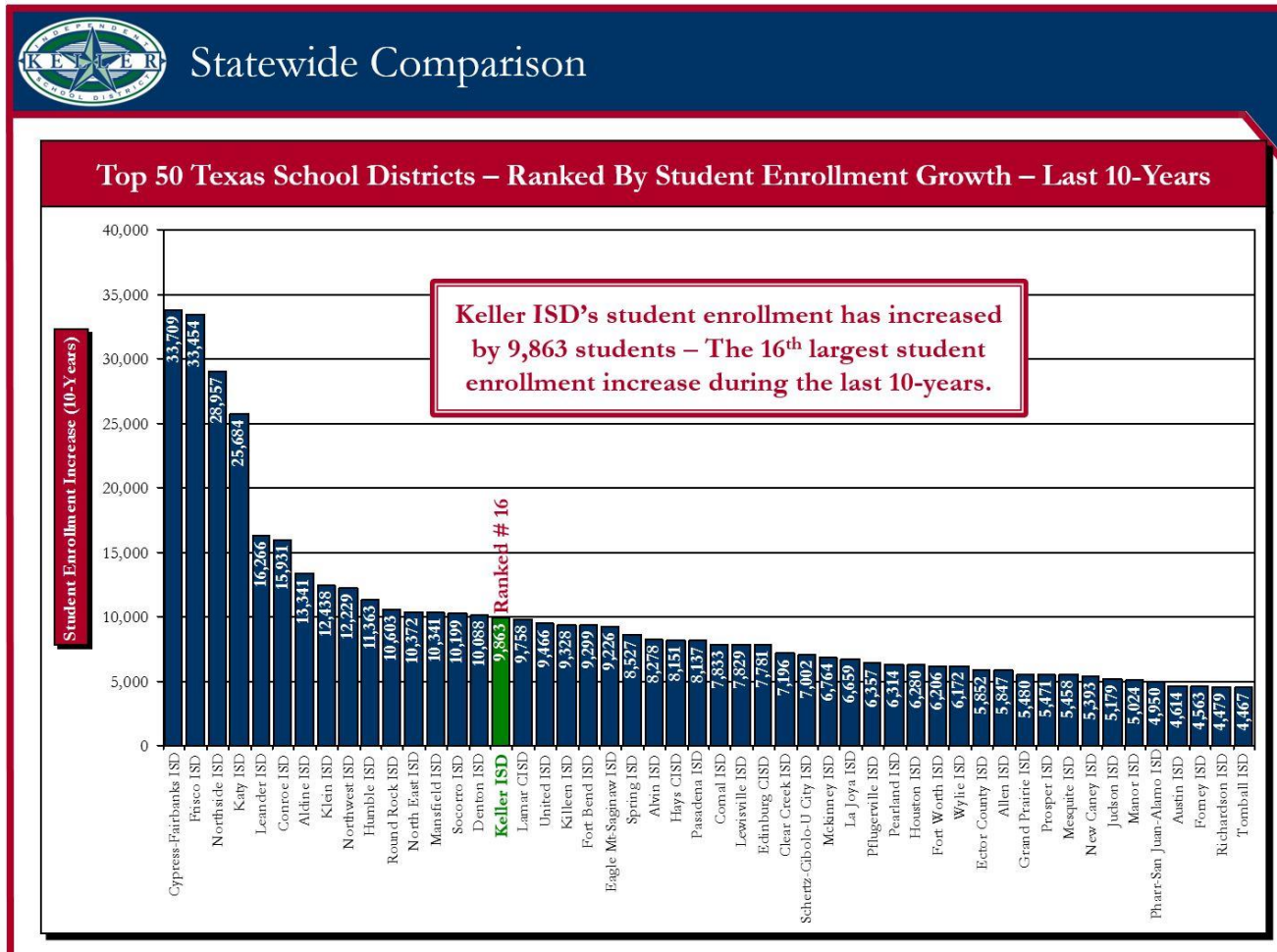
Top 50 Texas School Districts – Ranked By 2014/15 Student Enrollment



Source: Texas Education Agency – PEIMS.

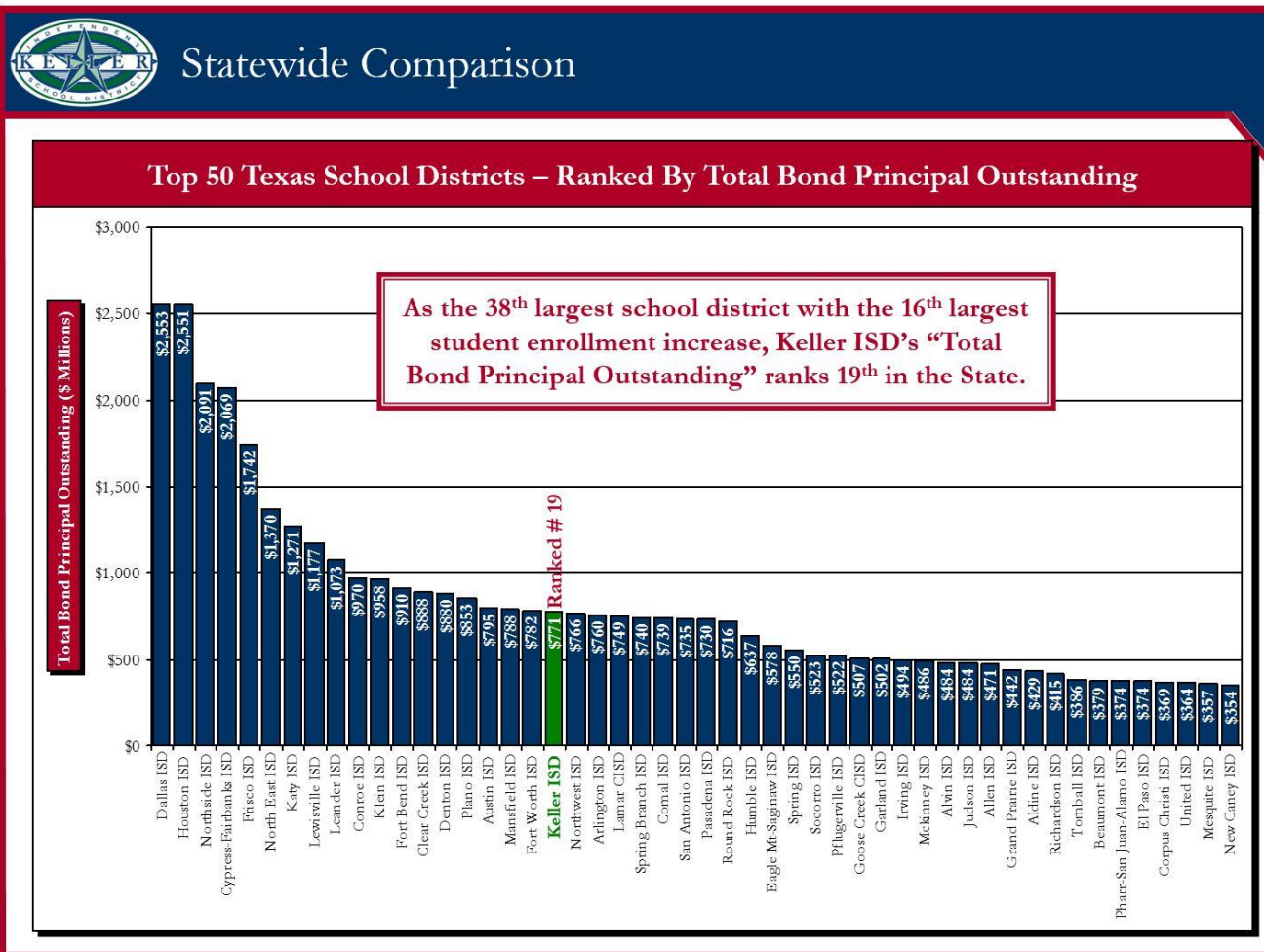
KISD Community Ambassador Program

Finance Function



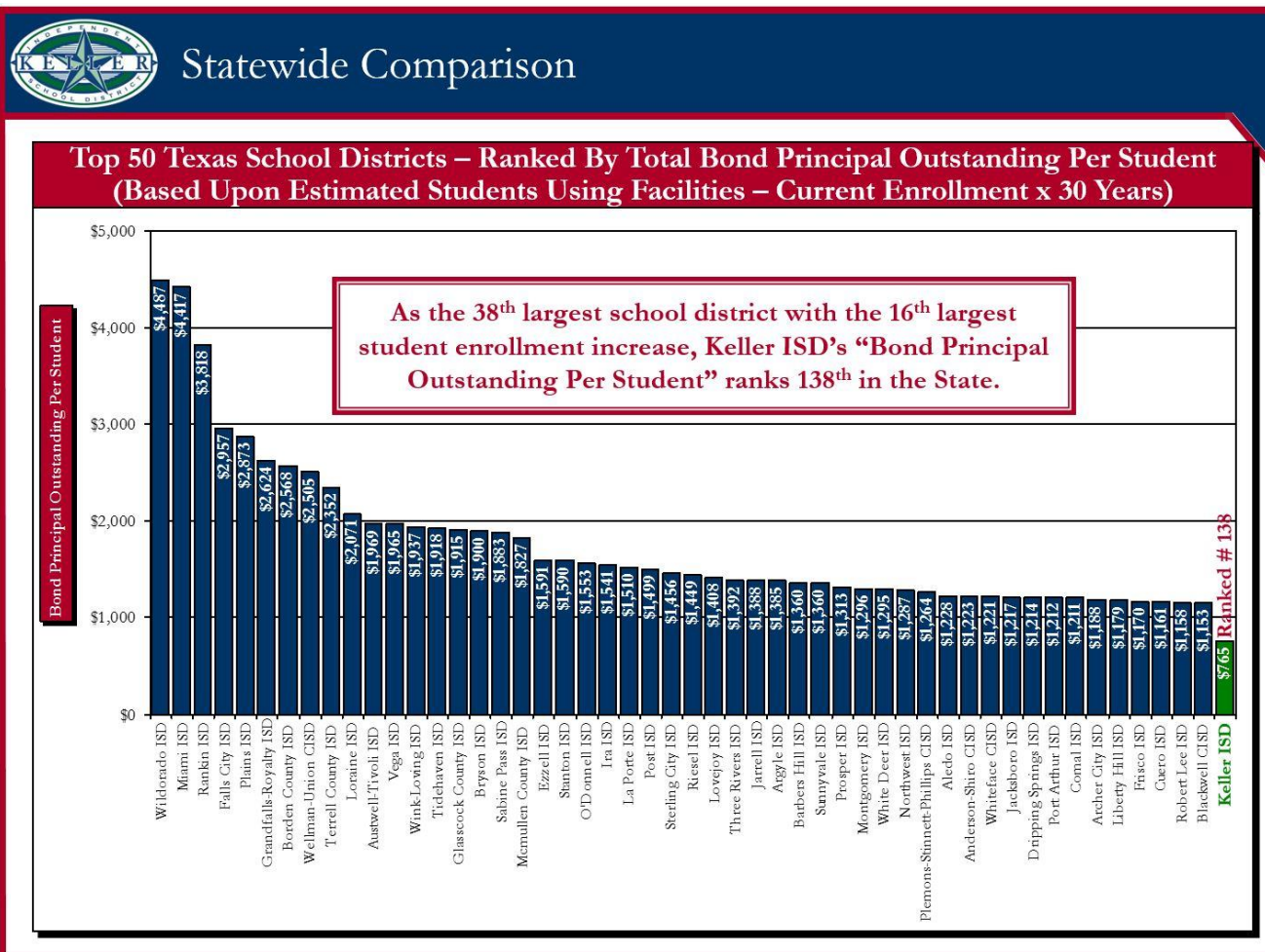
Source: Texas Education Agency – PEIMS.

KISD Community Ambassador Program Finance Function



Source: The Municipal Advisory Council of Texas – As of August 31, 2015. Includes Voted and M&O Debt.

KISD Community Ambassador Program Finance Function



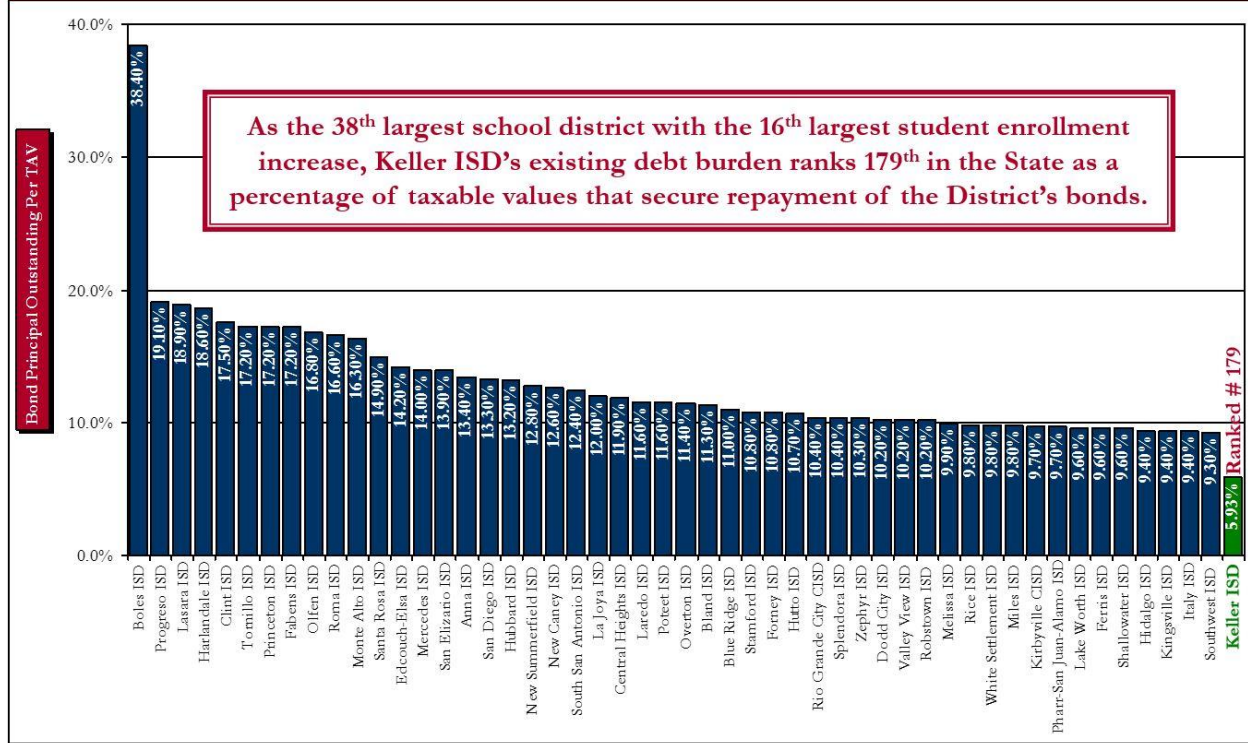
KISD Community Ambassador Program

Finance Function



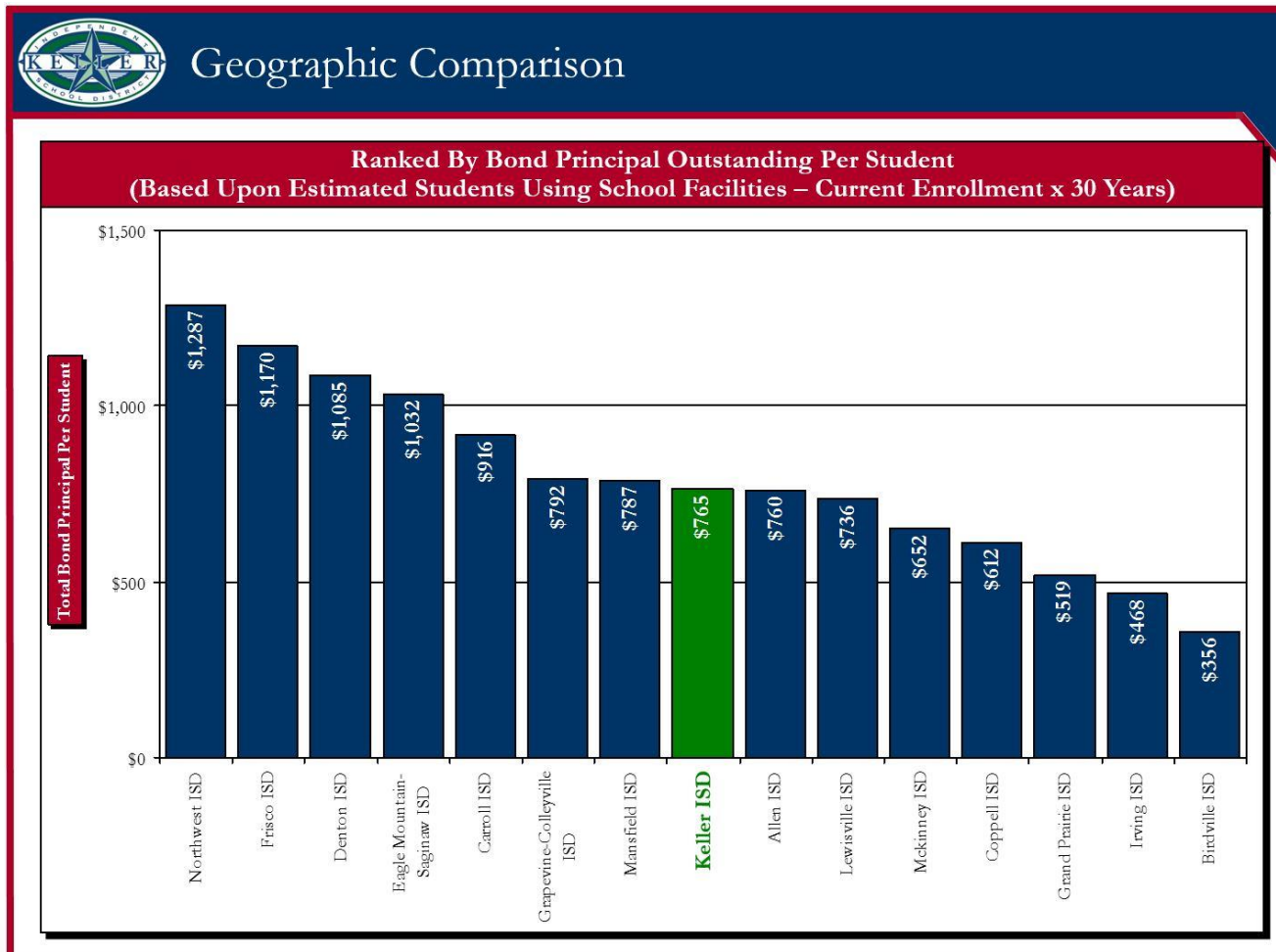
Statewide Comparison

Top 50 Texas School Districts – Ranked By Bond Principal as a Percent of Taxable Value



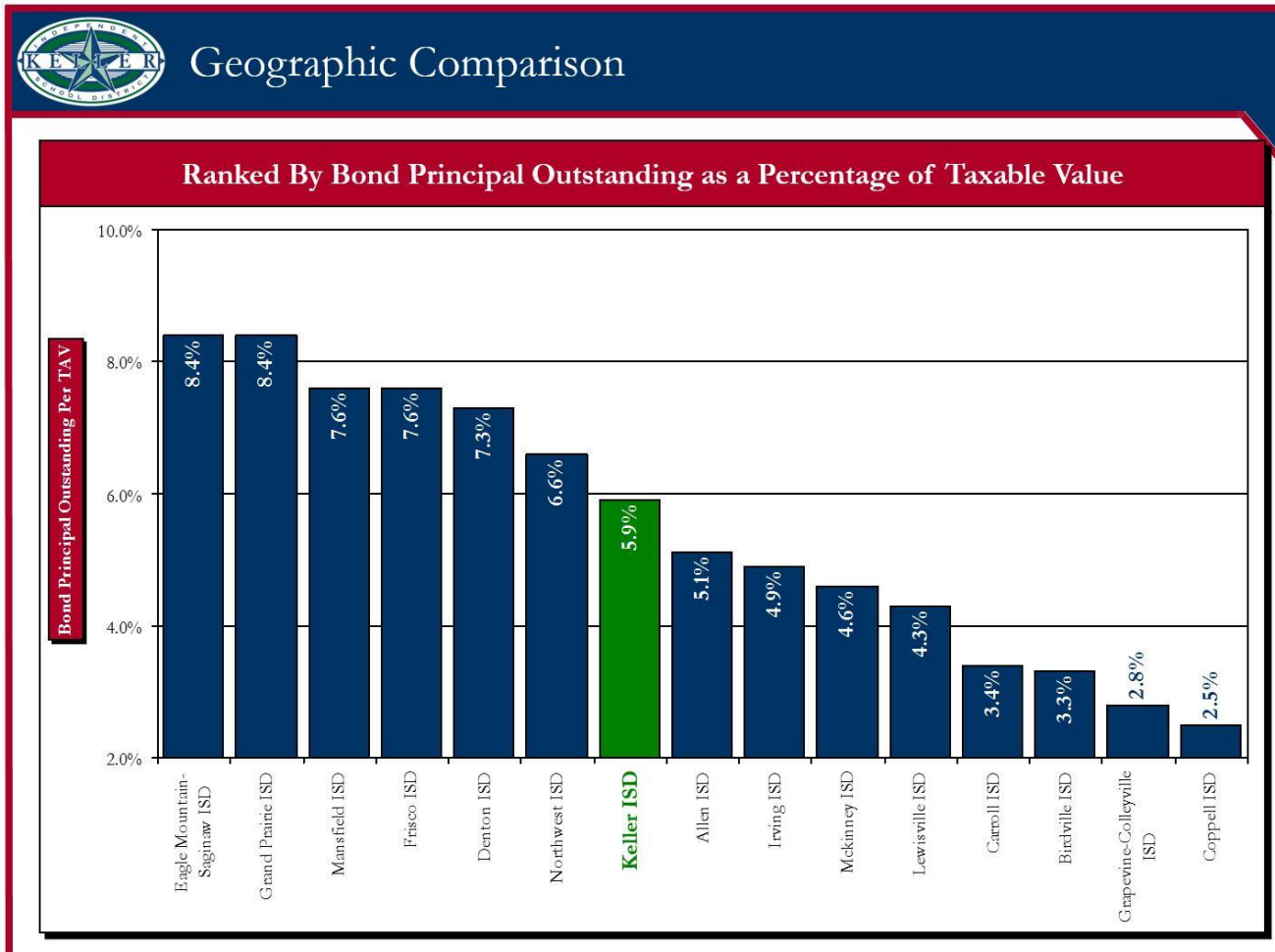
KISD Community Ambassador Program

Finance Function



Source: Texas Education Agency – PEIMS and The Municipal Advisory Council of Texas – As of August 31, 2015. Includes Voted and M&O Debt.

KISD Community Ambassador Program Finance Function



Source: Texas Comptroller of Public Accounts – Property Tax Assistance Division and The MAC of Texas – As of August 31, 2015. Includes Voted and M&O Debt.

KISD Community Ambassador Program

Finance Function

KISD has 41 Campuses:

4 High Schools (all “6A”)

1 Career and Technology Center

4 Middle Schools (Grades 7 + 8)

2 Hybrid Inter/Middle School (Grades 5 – 8)

4 Intermediate Schools (Grades 5 + 6)

23 Elementary Schools (Grades Pre K - 4)

2 Early Learning Centers and

An Alternative Education Center

KISD Community Ambassador Program Finance Function

2015 Bond Projects:

New Schools:

Elementary School 23

5 – 8 Campus

Second Early Learning Center

Remodel:

Keller High School

Indian Springs Middle School

Hillwood Middle School

Career and Tech Center

Bear Creek Int. School

Parkwood Hill Int. School

KISD Community Ambassador Program Finance Function

General Fund has Revenues and
Expenses of about \$265 Million

Debt Service Fund has Revenue and
Expenses of about \$70 Million

Other Revenue and
Expenses (Grants such as Title and Idea)
Of about \$23 Million

Keller ISD is a \$350 Million business

KISD Community Ambassador Program

Finance Function

Texas School Finance 101

Common Misunderstandings

1. Increased Property Values help a District
2. All districts are funded at the same level

KISD Community Ambassador Program

Finance Function

Texas School Finance 101 Common Misunderstandings

2014-15 School Year Spending per student
(General Fund)

	\$/Student	Difference	\$ to Keller
Keller ISD	\$5,517	0	0
Birdville	\$5,685	168	6,384,000
Mansfield	\$5,701	184	6,992,000
Azle	\$5,727	210	7,980,000
Grapevine C'Ville	\$5,796	279	10,602,000
Lewisville	\$5,844	327	12,426,000
Denton	\$5,953	436	16,568,000
Carrollton-FB	\$5,959	442	16,796,000
Leander	\$5,961	444	16,872,000
Weatherford	\$6,230	713	27,094,000
Eagle Mtn Saginaw	\$6,332	815	30,970,000
Plano	\$6,382	865	32,870,000
Coppell	\$6,433	916	34,808,000

KISD Community Ambassador Program

Finance Function

Texas School Finance 101

Common Misunderstandings

Increased Property Values

Do help with Debt Service needs

I + S rate reduced by two cents for 2016-17

KISD Community Ambassador Program

Finance Function

Texas School Finance 101 **Common Misunderstandings**

School Tax Rates have 2 components

Maintenance & Operations (M+O) \$1.04/\$100 of property value
Unchanged for 10 years

320 Texas ISD's have an M+O rate higher than \$1.04

Interest & Sinking (I+S) \$0.48/\$100 of property value
Unchanged for 5 years but reduced two cents for 2016-17

KISD Community Ambassador Program

Finance Function

Keller ISD Historical Tax Rates

School Year	M+O	I+S	Combined
2003-04	1.42	0.25	1.68
2004-05	1.43	0.26	1.70
2005-06	1.43	0.28	1.72
2006-07	1.31	0.30	1.61
2007-08	1.04	0.32	1.36
2008-09	1.04	0.38	1.42
2009-10	1.04	0.45	1.49
2010-11	1.04	0.49	1.53
2011-12	1.04	0.50	1.54
2012-13	1.04	0.50	1.54
2013-14	1.04	0.50	1.54
2014-15	1.04	0.50	1.54
2015-16	1.04	0.50	1.54
2016-17	1.04	0.48	1.52

KISD Community Ambassador Program Finance Function

\$1.04 Maintenance & Operations (M+O)

+

\$0.48 Interest & Sinking (I+S)

\$1.52 per \$100 of Value

EXAMPLE:

\$200,000 House = $200,000/100 = 2,000 \times 1.52 =$

\$3,040 Taxes

or \$253.00/Month

KISD Community Ambassador Program

Finance Function

Awards and Recognitions

TxSmartSchools.org (Just one of many efficiency measures)

Top 15% academically in state

Per pupil spending in the bottom 20% in state of Texas

Keller ISD is one of only 18 of Texas's 1,023 school districts to be so honored for 2 years running

KISD Community Ambassador Program Finance Function

Awards and Recognitions

Schools “FIRST”

Financial Integrity Rating System of Texas -
“Superior” Ranking for 14 years

KISD Community Ambassador Program Finance Function

Awards and Recognitions

Excellence in Financial Reporting

Association of School Business Officials

Governmental Financial Officers Association
Awards for Excellence in Financial Reporting

Eight Years

KISD Community Ambassador Program Finance Function

Awards and Recognitions

State of Texas Comptroller Platinum
Transparency Award

Scored a perfect 22 out of 22

KISD Community Ambassador Program Finance Function

Financial Transparency Page

Navigate to ISD web site

<http://www.kellerisd.net/Pages/default.aspx>

KISD Community Ambassador Program Finance Function

Challenges Going Forward

Increasing Academic Rigor with flat funding

Lawsuit – settled – Supreme Court

Varying Target Revenues

State did not (first time) fund 80,000 new students

KISD's changing demographics

Takes more resources to educate less affluent children